



# GUIDE TO BANDING & SPOT SPRAY TIPS

# BANDING & SPOT SPRAY APPLICATIONS

SPRAY TIPS & DROPLET SIZE*	HERBICIDES			FUNGICIDES		INSECTICIDES	
	SOIL APPLIED	POST-EMERGENCE		CONTACT	SYSTEMIC	CONTACT	SYSTEMIC
		CONTACT	SYSTEMIC				
 <b>AI TeeJet</b> AI-EVS	VERY GOOD	GOOD	EXCELLENT		GOOD		VERY GOOD
 <b>TeeJet</b> TP-E	EXCELLENT		GOOD	EXCELLENT	GOOD	EXCELLENT	GOOD
 <b>TwinJet</b> TJ60-EVS		VERY GOOD		VERY GOOD		VERY GOOD	
 <b>DG TeeJet</b> DG-EVS	EXCELLENT		EXCELLENT		GOOD		GOOD

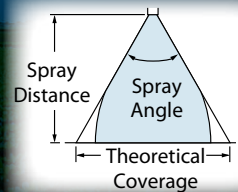
Note: Consult the chemical manufacturer's product label for specific rate and application recommendations. Droplet size categories shown are based on ISO 25358. \*(XF) Extremely Fine, (VF) Very Fine, (F) Fine, (M) Medium, (C) Coarse, (VC) Very Coarse, (XC) Extremely Coarse, (UC) Ultra Coarse

## Spray Coverage Information

This table lists the theoretical coverage of spray patterns as calculated from the included spray angle of the spray and the distance from the nozzle orifice. These values are based on the assumption that the spray angle remains the same throughout the entire spray distance. In actual practice, the tabulated spray angle does not hold for long spray distances.

INCLUDED SPRAY ANGLE	THEORETICAL COVERAGE AT VARIOUS SPRAY HEIGHTS (IN INCHES)							
	8"	10"	12"	15"	18"	24"	30"	36"
15°	2.1	2.6	3.2	3.9	4.7	6.3	7.9	9.5
20°	2.8	3.5	4.2	5.3	6.4	8.5	10.6	12.7
25°	3.5	4.4	5.3	6.6	8.0	10.6	13.3	15.9
30°	4.3	5.4	6.4	8.1	9.7	12.8	16.1	19.3
35°	5.0	6.3	7.6	9.5	11.3	15.5	18.9	22.7
40°	5.8	7.3	8.7	10.9	13.1	17.5	21.8	26.2
45°	6.6	8.3	9.9	12.4	14.9	19.9	24.8	29.8
50°	7.5	9.3	11.2	14.0	16.8	22.4	28.0	33.6
55°	8.3	10.3	12.5	15.6	18.7	25.0	31.2	37.5
60°	9.2	11.5	13.8	17.3	20.6	27.7	34.6	41.6
65°	10.2	12.7	15.3	19.2	22.9	30.5	38.2	45.8
73°	11.8	14.8	17.8	22.0	27.0	36.0	44.0	53.0
80°	13.4	16.8	20.2	25.2	30.3	40.3	50.4	60.4
85°	14.7	18.3	22.0	27.5	33.0	44.0	55.4	66.4
90°	16.0	20.0	24.0	30.0	36.0	48.0	60.0	72.0
95°	17.5	21.8	26.2	32.8	40.3	52.4	65.5	78.6
100°	19.1	23.8	28.6	35.8	43.0	57.2	71.6	85.9
110°	22.8	28.5	34.3	42.8	51.4	68.5	85.6	103
120°	27.7	34.6	41.6	52.0	62.4	83.2	104	
130°	34.3	42.9	51.5	64.4	77.3	103		
140°	43.8	54.8	65.7	82.2	98.6			
150°	59.6	74.5	89.5					

## THEORETICAL COVERAGE

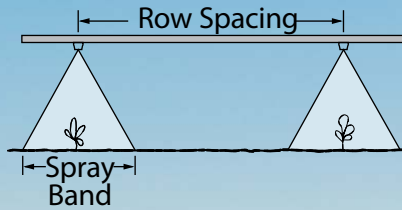


# HOW TO DETERMINE THE RIGHT SPRAY TIP CAPACITY

To determine the right capacity nozzle, you have to know the work speed, spray tip you want to use and the banding width required

WIDTH	HEIGHT					GPA CONVERSION FACTORS*	
	40°	65°	80°	95°	110°	20" SPACING	30" SPACING
8"	11'	6"	5"	4"	3"	2.50	3.75
10"	14"	8"	6"	5"	4"	2.00	3.00
12"	16"	9"	7"	5"	4"	1.67	2.5
15"	21"	12"	9"	7"	5"	1.33	2.00

\*To find GPA rate on band widths, multiply the tabulated GPA for ROW SPACING by conversion factors.



When calculating:

Field Acres vs. Treated Acres

Field Acres = Total Acres of Planted Cropland

Treated Acres = Field Acres X Band Width ÷ Row Spacing

## Calculation formula

$$\text{GPM} = \frac{\text{GPA} \times \text{MPH} \times \text{W}}{\text{(Per Nozzle) } 5,940}$$

**GPM** – Gallons per Minute

**GPA** – Gallons per Acre

**MPH** – Miles Per Hour

**W** – Spray width (in inches) for single nozzle, band spraying or boomless spraying

## Example :

$$\text{GPM} = \frac{20 \text{ GPA} \times 10 \text{ MPH} \times 20''}{\text{(Per Nozzle) } 5,940}$$

$$\text{GPM} = 0.67 \text{ GPM}$$

(Per Nozzle)

## Example :

**Pre-emergence herbicide application**

**GPA** – 20 GPA

**MPH** – 10 MPH

**W** – 20 inches banding width

# BANDING & SPOT SPRAY APPLICATIONS

AI-EVS TEEJET®

AIR INDUCTION EVEN FLAT SPRAY TIPS

## SUPERIOR DRIFT CONTROL FOR RESPONSIBLE & ACCURATE APPLICATION



AI-EVS spray tips provide large, air-filled droplets for maximum drift control.

They also offer improved wear life and minimized plugging due to large, round passages and orifices.

### Features & Benefits

- Available in stainless steel insert, polymer holder and pre-orifice with VisiFlo® color-coding.
- Larger droplets for less drift.
- Depending on the chemical, produces large air-filled droplets through the use of a Venturi air aspirator.
- Ideal for banding over the row or in between the rows.



### USE WITH:



SOIL APPLIED HERBICIDES  
CONTACT HERBICIDES  
SYSTEMIC HERBICIDES



SYSTEMIC FUNGICIDES



SYSTEMIC INSECTICIDES



**PRESSURE:**  
30 - 115 PSI (2-8 bar)



**MATERIALS:**  
VISIFLO STAINLESS STEEL



**SPRAY ANGLE:**  
95°



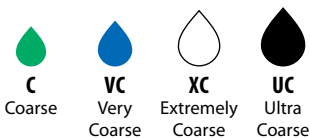
**SPRAY PATTERN:**  
SINGLE EVEN SPRAY

# AI-EVS APPLICATION CHART

	PSI	DROPSIZE 95°	CAPACITY ONE NOZZLE IN GPM	GALLONS PER ACRE (GPA)						GALLONS PER ACRE (GPA)					
				20"						30"					
				4 MPH	6 MPH	8 MPH	10 MPH	12 MPH	15 MPH	4 MPH	6 MPH	8 MPH	10 MPH	12 MPH	15 MPH
AI9501EVS (100)	30	XC	0.13	9.7	6.4	4.8	3.9	3.2	2.6	6.4	4.3	3.2	2.6	2.1	1.7
	40	XC	0.15	11.1	7.4	5.6	4.5	3.7	3.0	7.4	5.0	3.7	3.0	2.5	2.0
	50	VC	0.17	12.6	8.4	6.3	5.0	4.2	3.4	8.4	5.6	4.2	3.4	2.8	2.2
	60	VC	0.18	13.4	8.9	6.7	5.3	4.5	3.6	8.9	5.9	4.5	3.6	3.0	2.4
	70	VC	0.21	14.9	9.9	7.4	5.9	5.0	4.0	9.9	6.6	5.0	4.0	3.3	2.6
	80	C	0.23	15.6	10.4	7.8	6.2	5.2	4.2	10.4	6.9	5.2	4.2	3.5	2.8
AI9502EVS (50)	30	XC	0.17	12.6	8.4	6.3	5.0	4.2	3.4	8.4	5.6	4.2	3.4	2.8	2.2
	40	XC	0.20	14.9	9.9	7.4	5.9	5.0	4.0	9.9	6.6	5.0	4.0	3.3	2.6
	50	VC	0.22	16.3	10.9	8.2	6.5	5.4	4.4	10.9	7.3	5.4	4.4	3.6	2.9
	60	VC	0.24	17.8	11.9	8.9	7.1	5.9	4.8	11.9	7.9	5.9	4.8	4.0	3.2
	70	VC	0.27	19.3	12.9	9.7	7.7	6.4	5.1	12.9	8.6	6.4	5.1	4.3	3.4
	80	C	0.30	21	13.9	10.4	8.3	6.9	5.5	13.9	9.2	6.9	5.5	4.6	3.7
AI9502SEVS (50)	30	XC	0.22	16.3	10.9	8.2	6.5	5.4	4.4	10.9	7.3	5.4	4.4	3.6	2.9
	40	XC	0.25	18.6	12.4	9.3	7.4	6.2	5.0	12.4	8.3	6.2	5.0	4.1	3.3
	50	VC	0.28	21	13.9	10.4	8.3	6.9	5.5	13.9	9.2	6.9	5.5	4.6	3.7
	60	VC	0.31	23	15.3	11.5	9.2	7.7	6.1	15.3	10.2	7.7	6.1	5.1	4.1
	70	VC	0.34	25	16.3	12.3	9.8	8.2	6.5	16.3	10.9	8.2	6.5	5.4	4.4
	80	C	0.38	26	17.3	13.0	10.4	8.7	6.9	17.3	11.6	8.7	6.9	5.8	4.6
AI9503EVS (50)	30	XC	0.26	19.3	12.9	9.7	7.7	6.4	5.1	12.9	8.6	6.4	5.1	4.3	3.4
	40	XC	0.30	22	14.9	11.1	8.9	7.4	5.9	14.9	9.9	7.4	5.9	5.0	4.0
	50	VC	0.34	25	16.8	12.6	10.1	8.4	6.7	16.8	11.2	8.4	6.7	5.6	4.5
	60	VC	0.37	27	18.3	13.7	11.0	9.2	7.3	18.3	12.2	9.2	7.3	6.1	4.9
	70	VC	0.41	30	19.8	14.9	11.9	9.9	7.9	19.8	13.2	9.9	7.9	6.6	5.3
	80	C	0.45	31	21	15.6	12.5	10.4	8.3	21	13.9	10.4	8.3	6.9	5.5
AI9504EVS (50)	30	XC	0.35	26	17.3	13.0	10.4	8.7	6.9	17.3	11.6	8.7	6.9	5.8	4.6
	40	XC	0.40	30	19.8	14.9	11.9	9.9	7.9	19.8	13.2	9.9	7.9	6.6	5.3
	50	VC	0.45	33	22	16.7	13.4	11.1	8.9	22	14.9	11.1	8.9	7.4	5.9
	60	VC	0.49	36	24	18.2	14.6	12.1	9.7	24	16.2	12.1	9.7	8.1	6.5
	70	VC	0.55	39	26	19.7	15.7	13.1	10.5	26	17.5	13.1	10.5	8.7	7.0
	80	C	0.60	42	28	21	16.9	14.1	11.3	28	18.8	14.1	11.3	9.4	7.5
AI9505EVS (50)	30	XC	0.43	32	21	16.0	12.8	10.6	8.5	21	14.2	10.6	8.5	7.1	5.7
	40	XC	0.50	37	25	18.6	14.9	12.4	9.9	25	16.5	12.4	9.9	8.3	6.6
	50	VC	0.56	42	28	21	16.6	13.9	11.1	28	18.5	13.9	11.1	9.2	7.4
	60	VC	0.61	45	30	23	18.1	15.1	12.1	30	20	15.1	12.1	10.1	8.1
	70	VC	0.68	49	33	25	19.6	16.3	13.1	33	22	16.3	13.1	10.9	8.7
	80	VC	0.75	53	35	26	21	17.6	14.1	35	23	17.6	14.1	11.7	9.4
AI9506EVS (50)	30	UC	0.52	39	26	19.3	15.4	12.9	10.3	26	17.2	12.9	10.3	8.6	6.9
	40	XC	0.60	45	30	22	17.8	14.9	11.9	30	19.8	14.9	11.9	9.9	7.9
	50	XC	0.67	50	33	25	19.9	16.6	13.3	33	22	16.6	13.3	11.1	8.8
	60	VC	0.73	54	36	27	22	18.1	14.5	36	24	18.1	14.5	12.0	9.6
	70	VC	0.82	59	39	29	23	19.6	15.6	39	26	19.6	15.6	13.0	10.4
	80	VC	0.90	63	42	32	25	21	16.8	42	28	21	16.8	14.0	11.2
AI9508EVS (50)	30	UC	0.69	51	34	26	20	17.1	13.7	34	23	17.1	13.7	11.4	9.1
	40	XC	0.80	59	40	30	24	19.8	15.8	40	26	19.8	15.8	13.2	10.6
	50	XC	0.89	66	44	33	26	22	17.6	44	29	22	17.6	14.7	11.7
	60	VC	0.98	73	49	36	29	24	19.4	49	32	24	19.4	16.2	12.9
	70	VC	1.10	79	52	39	31	26	21	52	35	26	21	17.5	14.0
	80	VC	1.20	84	56	42	34	28	22	56	37	28	22	18.6	14.9

Note: Always double check your application rates. Droplet size classification shown is based on ISO 25358. Droplet size classification standard is subject to changes. Tabulations are based on spraying water at 70°F (21°C).

## DROPLET SIZE CLASSIFICATION



## HOW TO ORDER

Stainless Steel with VisiFlo color-coding

AI9504EVS

Tip Type      Capacity Size      Material Code  
Spray Pattern

## BANDING & SPOT SPRAY APPLICATIONS

DG TEEJET®

DRIFT GUARD EVEN FLAT SPRAY TIPS









# MULTIPURPOSE SPRAY TIP FOR WHEN COVERAGE IS CRITICAL

Can be used for pre-emerge surface-applied herbicides or post-emerge systemic herbicide applications.





### Features & Benefits

- Pre-orifice design produces large droplets to reduce drift.
- Ideal for banding over the row or in between the rows.
- Provides uniform distribution throughout the flat spray pattern.
- Easily mounted on spray boom or seeder/planter.
- Stainless steel with VisiFlo® color-coding.



<p><b>USE WITH:</b></p> <p> <b>SOIL APPLIED HERBICIDES</b> <b>SYSTEMIC HERBICIDES</b></p> <p> <b>SYSTEMIC FUNGICIDES</b></p> <p> <b>SYSTEMIC INSECTICIDES</b></p>	<p><b>VS</b></p> <p><b>MATERIALS:</b> VISIFLO STAINLESS STEEL</p>
<p> <b>PRESSURE:</b> 30-60 PSI (2-4 bar)</p>	<p> <b>SPRAY ANGLE:</b> 95°</p>
	<p> <b>SPRAY PATTERN:</b> SINGLE EVEN SPRAY</p>

# DG-EVS SPRAY APPLICATION CHART

		DROP SIZE	CAPACITY ONE NOZZLE IN GPM	GALLONS PER ACRE (GPA)						GALLONS PER ACRE (GPA)					
															
				4 MPH	6 MPH	8 MPH	10 MPH	12 MPH	15 MPH	4 MPH	6 MPH	8 MPH	10 MPH	12 MPH	15 MPH
DG95015EVS (100)	30	M	0.13	9.7	6.4	4.8	3.9	3.2	2.6	6.4	4.3	3.2	2.6	2.1	1.7
	40	M	0.15	11.1	7.4	5.6	4.5	3.7	3.0	7.4	5.0	3.7	3.0	2.5	2.0
	50	F	0.17	12.6	8.4	6.3	5.0	4.2	3.4	8.4	5.6	4.2	3.4	2.8	2.2
DG9502EVS (50)	30	M	0.17	12.6	8.4	6.3	5.0	4.2	3.4	8.4	5.6	4.2	3.4	2.8	2.2
	40	M	0.20	14.9	9.9	7.4	5.9	5.0	4.0	9.9	6.6	5.0	4.0	3.3	2.6
	50	M	0.22	16.3	10.9	8.2	6.5	5.4	4.4	10.9	7.3	5.4	4.4	3.6	2.9
DG9503EVS (50)	30	M	0.26	19.3	12.9	9.7	7.7	6.4	5.1	12.9	8.6	6.4	5.1	4.3	3.4
	40	M	0.30	22	14.9	11.1	8.9	7.4	5.9	14.9	9.9	7.4	5.9	5.0	4.0
	50	M	0.34	25	16.8	12.6	10.1	8.4	6.7	16.8	11.2	8.4	6.7	5.6	4.5
DG9504EVS (50)	30	C	0.35	26	17.3	13.0	10.4	8.7	6.9	17.3	11.6	8.7	6.9	5.8	4.6
	40	M	0.40	30	19.8	14.9	11.9	9.9	7.9	19.8	13.2	9.9	7.9	6.6	5.3
	50	M	0.45	33	22	16.7	13.4	11.1	8.9	22	14.9	11.1	8.9	7.4	5.9
DG9505EVS (50)	30	C	0.49	36	24	18.2	14.6	12.1	9.7	24	16.2	12.1	9.7	8.1	6.5
	40	C	0.43	32	21	16.0	12.8	10.6	8.5	21	14.2	10.6	8.5	7.1	5.7
	50	M	0.50	37	25	18.6	14.9	12.4	9.9	25	16.5	12.4	9.9	8.3	6.6
DG9505EVS (50)	60	M	0.56	42	28	21	16.6	13.9	11.1	28	18.5	13.9	11.1	9.2	7.4
	60	M	0.61	45	30	23	18.1	15.1	12.1	30	20	15.1	12.1	10.1	8.1

Note: Always double check your application rates. Droplet size classification shown is based on ISO 25358. Droplet size classification standard is subject to changes. Tabulations are based on spraying water at 70°F (21°C).

## DROPLET SIZE CLASSIFICATION



## HOW TO ORDER

Stainless Steel with VisiFlo color-coding

DG 95 04 EVS

Tip Type      Capacity Size      Material Code  
Spray Pattern

# BANDING & SPOT SPRAY APPLICATIONS

TP-E TEEJET®

EVEN FLAT SPRAY TIPS

## MULTIPURPOSE SPRAY TIP FOR WHEN COVERAGE IS CRITICAL









A broad range of capacities are available to cover your spray volume needs. Non-tapered flat spray pattern providing even coverage without overlapping.

### Features & Benefits




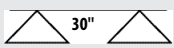
- Ideal for banding over the row or in between the rows.
- Provides uniform distribution throughout the flat spray pattern.
- Easily mounted on spray boom or seeder/planter.
- Available with VisiFlo® color-coding in stainless steel or all stainless steel



<p><b>USE WITH:</b></p> <ul style="list-style-type: none"><li> <b>SOIL APPLIED HERBICIDES</b> SYSTEMIC HERBICIDES</li><li> <b>CONTACT FUNGICIDES</b> SYSTEMIC FUNGICIDES</li><li> <b>CONTACT INSECTICIDES</b> SYSTEMIC INSECTICIDES</li></ul>	<p><b>VS</b> <b>MATERIALS:</b> VISIFLO STAINLESS STEEL</p> <p><b>SS</b> <b>STAINLESS STEEL</b></p>
<p> <b>PRESSURE:</b> 30-60 PSI (2-4 bar)</p>	<p> <b>SPRAY ANGLE:</b> 30°,40°,65°,80°,95°, and 110°</p> <p> <b>SPRAY PATTERN:</b> SINGLE EVEN SPRAY</p>

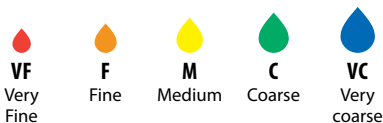


# TP-E APPLICATION CHART

	 DROP SIZE 80°	CAPACITY ONE NOZZLE IN GPM	GALLONS PER ACRE (GPA)						GALLONS PER ACRE (GPA)						
			 20"						 30"						
			4 MPH	6 MPH	8 MPH	10 MPH	12 MPH	15 MPH	4 MPH	6 MPH	8 MPH	10 MPH	12 MPH	15 MPH	
TP4001E TP6501E	30 40	F F	0.087 0.10	6.5	4.3	3.2	2.6	2.2	1.7	4.3	2.9	2.2	1.7	1.4	1.1
TP8001E TP9501E (100)	50 60	F VF	0.11 0.12	8.2	5.4	4.1	3.3	2.7	2.2	5.4	3.6	2.7	2.2	1.8	1.5
TP40015E TP65015E	30 40	F F	0.13 0.15	9.7	6.4	4.8	3.9	3.2	2.6	6.4	4.3	3.2	2.6	2.1	1.7
TP80015E TP95015E (100)	50 60	F F	0.17 0.18	12.6	8.4	6.3	5.0	4.2	3.4	8.4	5.6	4.2	3.4	2.8	2.2
TP4002E TP6502E	30 40	F F	0.17 0.20	12.6	8.4	6.3	5.0	4.2	3.4	8.4	5.6	4.2	3.4	2.8	2.2
TP8002E TP9502E (50)	50 60	F F	0.22 0.24	16.3	10.9	8.2	6.5	5.4	4.4	10.9	7.3	5.4	4.4	3.6	2.9
TP4003E TP6503E	30 40	M F	0.26 0.30	19.3	12.9	9.7	7.7	6.4	5.1	12.9	8.6	6.4	5.1	4.3	3.4
TP8003E TP9503E (50)	50 60	F F	0.34 0.37	25	16.8	12.6	10.1	8.4	6.7	16.8	11.2	8.4	6.7	5.6	4.5
TP4004E TP6504E	30 40	M M	0.35 0.40	26	17.3	13.0	10.4	8.7	6.9	17.3	11.6	8.7	6.9	5.8	4.6
TP8004E TP9504E (50)	50 60	M F	0.45 0.49	33	22	16.7	13.4	11.1	8.9	22	14.9	11.1	8.9	7.4	5.9
TP4005E TP6505E	30 40	M M	0.43 0.50	32	21	16.0	12.8	10.6	8.5	21	14.2	10.6	8.5	7.1	5.7
TP8005E TP9505E (50)	50 60	M M	0.56 0.61	42	28	21	16.6	13.9	11.1	28	18.5	13.9	11.1	9.2	7.4
TP4006E TP6506E	30 40	C M	0.52 0.60	39	26	19.3	15.4	12.9	10.3	26	17.2	12.9	10.3	8.6	6.9
TP8006E TP9506E (50)	50 60	M M	0.67 0.73	50	33	25	19.9	16.6	13.3	33	22	16.6	13.3	11.1	8.8
TP6508E TP11008E	30 40	C C	0.69 0.80	51	34	26	20	17.1	13.7	34	23	17.1	13.7	11.4	9.1
TP8008E TP9508E (50)	50 60	M M	0.89 0.98	66	44	33	26	22	17.6	44	29	22	17.6	14.7	11.7
TP4010E TP6510E TP8010E TP9510E (24)	30 40 50 60	VC C C C	0.61 0.71 0.87 1.00	45	30	23	18.1	15.1	12.1	30	20	15.1	12.1	10.1	8.1
TP6515E TP8015E TP11015E	30 40 50 60	VC VC C C	0.92 1.06 1.30 1.50	68	46	34	27	23	18.2	46	30	23	18.2	15.2	12.1

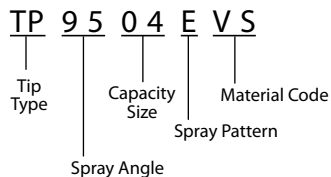
Note: Always double check your application rates. Droplet size classification shown is based on ISO 25358. Droplet size classification standard is subject to changes. Tabulations are based on spraying water at 70°F (21°C).

## DROPLET SIZE CLASSIFICATION



## HOW TO ORDER

Stainless Steel with VisiFlo color-coding



# BANDING & SPOT SPRAY APPLICATIONS

TJ60-EVS TWINJET®

TWIN EVEN FLAT SPRAY TIPS

## DUAL SPRAY PROVIDES IDEAL COVERAGE

TwinJet even tips combine the advantages of twin flat spray patterns with even distribution across the pattern. The twin flat sprays provide improved coverage of crop or weed without sacrificing uniformity. Fine to medium droplet size is ideal when smaller droplets are necessary for contact products, as herbicides, insecticides, and fungicides.

### Features & Benefits

- Ideal for banding over the row or in between the rows.
- Provides uniform distribution throughout the spray pattern.
- Available in 80° and 40° twin flat spray patterns.
- Made of stainless steel with VisiFlo® color-coding.



### USE WITH:



CONTACT HERBICIDES



CONTACT FUNGICIDES



CONTACT INSECTICIDES



**PRESSURE:**  
30-60 PSI (2-4 bar)

VS

### MATERIALS:

VISIFLO STAINLESS STEEL



### SPRAY ANGLE:





40° and 80°



### SPRAY PATTERN:

TWIN EVEN SPRAY

# TJ60-EVS SPRAY APPLICATION CHART

		DROP SIZE	CAPACITY ONE NOZZLE IN GPM	GALLONS PER ACRE (GPA)						GALLONS PER ACRE (GPA)					
				 20°						 30°					
				PSI	80°	4 MPH	6 MPH	8 MPH	10 MPH	12 MPH	15 MPH	4 MPH	6 MPH	8 MPH	10 MPH
TJ60-4002EVS TJ60-8002EVS (100)	30	F	0.17	12.6	8.4	6.3	5.0	4.2	3.4	8.4	5.6	4.2	3.4	2.8	2.2
	40	F	0.20	14.9	9.9	7.4	5.9	5.0	4.0	9.9	6.6	5.0	4.0	3.3	2.6
	50	F	0.22	16.3	10.9	8.2	6.5	5.4	4.4	10.9	7.3	5.4	4.4	3.6	2.9
TJ60-4003EVS TJ60-8003EVS (100)	30	F	0.26	19.3	12.9	9.7	7.7	6.4	5.1	12.9	8.6	6.4	5.1	4.3	3.4
	40	F	0.30	22	14.9	11.1	8.9	7.4	5.9	14.9	9.9	7.4	5.9	5.0	4.0
	50	F	0.34	25	16.8	12.6	10.1	8.4	6.7	16.8	11.2	8.4	6.7	5.6	4.5
TJ60-4004EVS TJ60-8004EVS (50)	30	F	0.35	26	17.3	13.0	10.4	8.7	6.9	17.3	11.6	8.7	6.9	5.8	4.6
	40	F	0.40	30	19.8	14.9	11.9	9.9	7.9	19.8	13.2	9.9	7.9	6.6	5.3
	50	F	0.45	33	22	16.7	13.4	11.1	8.9	22	14.9	11.1	8.9	7.4	5.9
TJ60-8006EVS (50)	30	M	0.52	39	26	19.3	15.4	12.9	10.3	26	17.2	12.9	10.3	8.6	6.9
	40	M	0.60	45	30	22	17.8	14.9	11.9	30	19.8	14.9	11.9	9.9	7.9
	50	M	0.67	50	33	25	19.9	16.6	13.3	33	22	16.6	13.3	11.1	8.8
	60	M	0.73	54	36	27	22	18.1	14.5	36	24	18.1	14.5	12.0	9.6

Note: Always double check your application rates. Droplet size classification shown is based on ISO 25358. Droplet size classification standard is subject to changes. Tabulations are based on spraying water at 70°F (21°C).

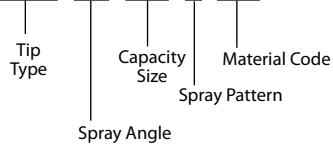
## DROPLET SIZE CLASSIFICATION



## HOW TO ORDER

Stainless Steel with VisiFlo color-coding

**TJ60 40 0 4 E V S**



# BANDING & SPOT SPRAY APPLICATION

DG OSST TEEJET®

DRIFT GUARD FLAT SPRAY TIPS



## OPTICAL SPOT SPRAYING TECHNOLOGY SPRAY TIPS

The TeeJet DG65055-SS spray tip is designed specifically for use with sprayers using Optical Spot Spray Technology (OSST). The narrow spray angle and flow capacity are optimised for use on OSST sprayers, such as WEED-IT® and WeedSeeker.

### Features & Benefits

- Ideal for Optical Spot spraying application.
- Tapered edge flat spray pattern provides uniform coverage when adjacent nozzle patterns are overlapped in broadcast spraying.
- Available in 65° tapered spray patterns.
- Made of stainless steel.



#### USE WITH:



SYSTEMIC HERBICIDES

SS

MATERIALS:  
STAINLESS STEEL



SPRAY ANGLE:  
65°







PRESSURE:  
30-60 PSI (2-4 bar)



SPRAY PATTERN:  
SINGLE TAPERED

# DG OSST SPRAY APPLICATION CHART

		DROP SIZE	CAPACITY ONE NOZZLE IN GPM	GALLONS PER ACRE (GPA)						GALLONS PER ACRE (GPA)					
															
				PSI	65°	4 MPH	6 MPH	8 MPH	10 MPH	12 MPH	15 MPH	4 MPH	6 MPH	8 MPH	10 MPH
DG65055-SS (50)	30	XC	0.48	36	24	17.8	14.3	11.9	9.5	24	15.8	11.9	9.5	7.9	6.3
	40	VC	0.55	41	27	20	16.3	13.6	10.9	27	18.2	13.6	10.9	9.1	7.3
	50	VC	0.61	45	30	23	18.1	15.1	12.1	30	20	15.1	12.1	10.1	8.1
	60	C	0.67	50	33	25	19.9	16.6	13.3	33	22	16.6	13.3	11.1	8.8

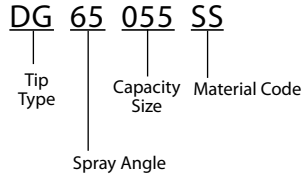
Note: Always double check your application rates. Droplet size classification shown is based on ISO 25358. Droplet size classification standard is subject to changes. Tabulations are based on spraying water at 70°F (21°C).

## DROPLET SIZE CLASSIFICATION



## HOW TO ORDER

Stainless Steel material



# BANDING & SPOT SPRAY APPLICATION

## TEEJET NOZZLE BODIES & ACCESSORIES

DYNAJET®  
VALVE  
115880

DYNAJET®  
HIGH FLOW  
VALVE  
116280

E-CHEMSAVER  
ECOSTOP  
VALVE  
116950

The e-ChemSaver® or DynaJet Valve is a solenoid-actuated shutoff compatible with a wide range of TeeJet® nozzle bodies equipped with a diaphragm check valve. It can be used for end-of-boom nozzles as well as individual tip shutoff, PWM controls\* and Spot Spraying.



QJS



24216A



QJ17560A



QJ-PTC



QJ22187

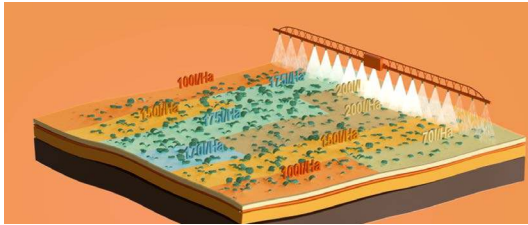
\* For more details, see latest TeeJet Catalog or visit [www.teejet.com](http://www.teejet.com)

# MAKE EVERY DROP COUNT WITH DYNAJET®

By automatically controlling the pressure and drop size across a wide range of speeds, DynaJet allows you to choose optimal speeds while maintaining a consistent drop size everywhere in the field under even the most challenging conditions.

## PRECISION SPRAYING WITH DYNAJET VARIABLE RATE APPLICATION

VRA allows you to define the exact application rate for different parts of your fields at the nozzle level for the most accurate spraying. Precision spraying on crop level. Precise application that optimizes yields and pest control.




## THE MOST EFFICIENT COVERAGE WITH INDIVIDUAL NOZZLE CONTROL

Individual spray tip On/Off control based on GNSS or prescription maps. This allows you to reduce overall overlap area without compromising the application. Reduces waste and optimizes control.



## DYNAJET ALLOWS FOR FUTURE INTEGRATION WITH 3RD PARTY SENSORS

Smart sensors analyze each spot in your field, automatically detecting weeds and only spraying on target pests. Realize significant savings in crop protection products and application costs.





*TeeJet*<sup>®</sup>  
TECHNOLOGIES

[www.teejet.com](http://www.teejet.com)

