

**TANKJET 80 & 80H TANK CLEANERS  
FEATURES AND BENEFITS**

- Slow rotation provides excellent dwell time on tank surface and offers powerful, reliable cleaning
- Hygienic (H) models feature polished surfaces and enclosed gears, ideal for fermenters, food and brewery applications
- Simple, self-cleaning, flow-through design requires minimal maintenance
- Choice of dual- or triple-nozzle fluid-driven turbine hubs
- Multi-axis rotation provides complete 360° coverage every 45 revolutions
- Lightweight construction for easy portability and installation
- Optional external clean-in-place nozzles help keep unit and drop pipe clean
- Slow Rotation (SR) models available for applications needing longer dwell time

**SPECIFICATIONS**

TankJet 80 & 80H Tank Cleaners	
Max. tank diameter:	50 ft. (15.2 m)
Operating principle:	Fluid-driven turbine
Flow rate:	53 to 142 gpm (200 to 538 lpm)
Operating pressure:	60 to 200 psi (4.1 to 13.8 bar)
Max. temperature:	250°F (121°C)
Material:	316 stainless steel, PTFE and UHMW-PE
Rotation speed:	SR: 3 to 8 rpm Std: 8 to 20 rpm
Inlet connection:	1-1/2" NPT or BSPT (F)
Optional accessories:	Strainers, recommended mesh size: 20 (840 micron) See page G2

**IDEAL FOR CLEANING:**

- Brewery tanks
- Chemical vessels
- Fermenters
- Food and dairy tanks
- Tanker trucks
- Pulp chests



TankJet 80 tank cleaner

**HI**  
HIGH  
IMPACT

**SPRAY  
COVERAGE**

360°



**MOUNTING  
OPTIONS**

Vertical ↑ ↓

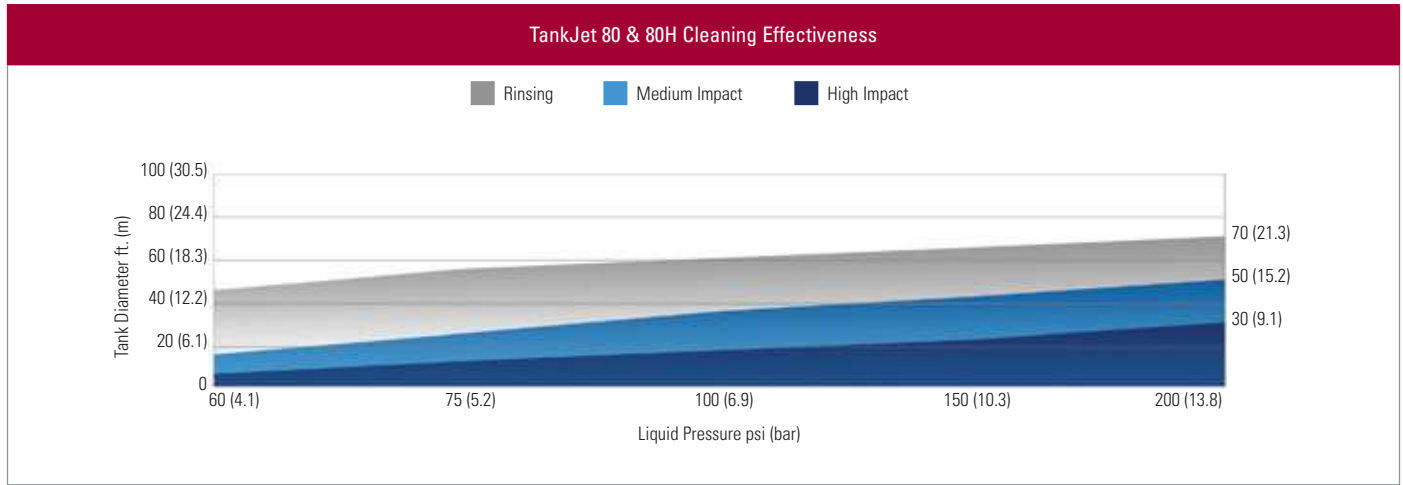
Typically used in the brewery industry, external clean-in-place (CIP) nozzles clean unit and down pipe.



TankJet 80H tank cleaner



PERFORMANCE DATA

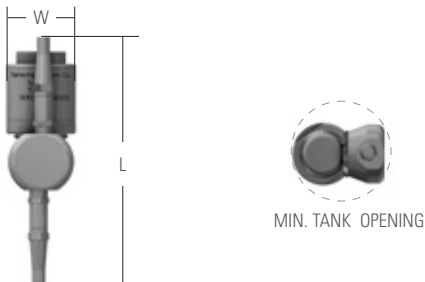
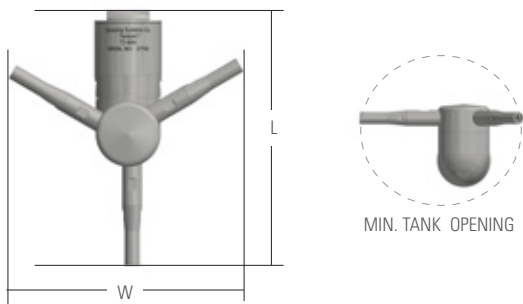


Model TJ80 & 80H				Liquid Flow Capacity gpm (lpm)						
No. of Nozzles	Capacity Size	Slow Rotation Option*	CIP Option*	60 psi (4.1 bar)	75 psi (5.2 bar)	100 psi (6.9 bar)	125 psi (8.6 bar)	150 psi (10.3 bar)	175 psi (12.1 bar)	200 psi (13.8 bar)
2	250			27 (102)	30 (113)	34 (130)	38 (144)	41 (157)	44 (168)	47 (179)
2	313			43 (163)	47 (180)	54 (203)	59 (224)	64 (242)	68 (258)	72 (274)
2	375		•	54 (204)	60 (226)	68 (259)	76 (288)	83 (314)	89 (337)	95 (359)
2	438	•	•	63 (239)	70 (264)	79 (299)	87 (330)	94 (358)	101 (383)	107 (406)
3	250			32 (121)	36 (135)	41 (156)	46 (175)	50 (191)	55 (206)	58 (221)
3	313		•	55 (210)	62 (234)	71 (270)	79 (301)	87 (329)	94 (355)	100 (379)
3	375	•	•	68 (258)	76 (287)	87 (330)	97 (368)	106 (402)	114 (433)	122 (462)
3	438			87 (327)	94 (356)	105 (397)	114 (431)	122 (462)	129 (489)	136 (514)

\* Available with the TankJet 80 only

For lances, mounting kits, adapters and more,  
see page G6

**DIMENSIONS AND WEIGHTS**

TankJet 80 & 80H Tank Cleaners	Model	No. of Nozzles	L in. (mm)	W in. (mm)	Min. Tank Opening in. (mm)	Net Weight lbs. (kg)
	80	2	12.75 (324)	3.7 (94)	6.5* (165)	15 (6.8)
	80H	2	13.1 (333)	3.4 (86)	5.5 (140)	12 (5.5)
	80	3	12.75 (324)	11.75 (299)	12.5 (318)	15 (6.8)
	80H	3	12.75 (324)	12.0 (304)	12.0 (304)	12 (5.5)

\*CIP version 7.0 in. (178 mm)

**ORDERING INFORMATION**

**TANKJET 80 TANK CLEANER**

Model	Inlet Conn.*	No. of Nozzles	Capacity Size	Slow Rotation**	Clean In Place**
-------	--------------	----------------	---------------	-----------------	------------------

EXAMPLE: **TJ80** — — — **3** — — — **375 SR CIP**

\* Leave blank for NPT connection or insert B for BSPT connection.

\*\*Leave blank for standard version

**TANKJET 80H TANK CLEANER**

Model	Inlet Conn.*	No. of Nozzles	Capacity Size
-------	--------------	----------------	---------------

EXAMPLE: **TJ80H** — — — **3** — — — **375**

\* Leave blank for NPT connection or insert B for BSPT connection.

