

**TANKJET 14 AND 19
TANK CLEANING NOZZLE
FEATURES AND BENEFITS**

- Slim design is ideal for cleaning tanks with small openings
- Sleek design helps prevent residue buildup and simplifies maintenance
- Carefully drilled solid stream orifices are strategically placed to provide four different spray coverages
- Fluid-driven unit rotates at a slow speed of 3 to 15 rpm for increased dwell time on tank surface compared to free spinning units
- Suitable for CIP or portable installations and easily passes through a 2 in. sch 40 pipe
- A 6 in. extension is available for TJ19 for kegs, drums, & barrels
- See case study on page E16



TankJet 14
tank cleaner




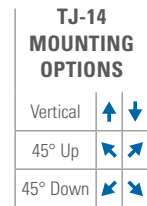
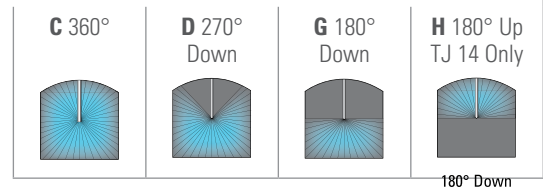
TankJet 19
tank cleaner



SPECIFICATIONS

Tank Cleaning Nozzles	TankJet 14	TankJet 19
Max. tank diameter:	12 ft. (3.7 m)	12 ft. (3.7 m)
Operating principle:	Fluid-driven turbine	Fluid-driven turbine
Flow rate:	13.0 to 34 gpm (49 to 129 lpm)	10.0 to 30 gpm (38 to 114 lpm)
Operating pressure:	50 to 200 psi (3.4 to 13.8 bar)	50 to 200 psi (3.4 to 13.8 bar)
Max. temperature:	250°F (121°C)	250°F (121°C)
Materials:	Stainless steel and PTFE	Stainless steel and PTFE
Rotation speed:	3.0 to 15.0 rpm	3.0 to 15.0 rpm
Inlet connection:	3/4" NPT or BSPT (F), 1" sanitary flange	3/4" NPT or BSPT (F), 1" sanitary flange
Optional accessories:	Strainers, recommended mesh size: 20 (840 micron) See page G2	

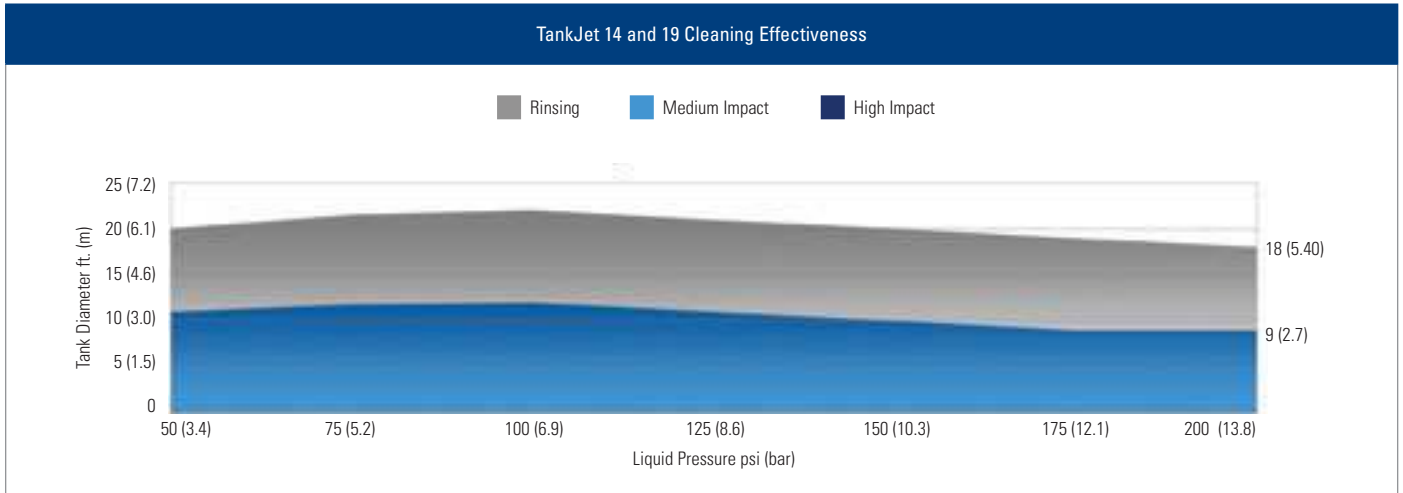
SPRAY COVERAGE



IDEAL FOR CLEANING:

- Chemical mixers/blenders
- Pharmaceutical tanks
- Drums and kegs
- Tablet coating machines
- Food processing tanks

PERFORMANCE DATA





Model	Spray Coverage	Liquid Flow Capacity gpm (lpm)								
		50 psi (3.4 bar)	70 psi (4.8 bar)	90 psi (6.2 bar)	100 psi (6.9 bar)	120 psi (8.3 bar)	140 psi (9.7 bar)	160 psi (11.0 bar)	180 psi (12.4 bar)	200 psi (13.8 bar)
TJ14	D	13.0 (49)	16.0 (61)	18.0 (68)	19.5 (74)	21 (79)	23 (87)	25 (93)	27 (100)	28 (106)
	G, H	16.0 (61)	18.5 (70)	21 (79)	23 (87)	24 (91)	26 (98)	28 (106)	30 (114)	32 (121)
	C	17.0 (64)	19.5 (74)	22 (83)	25 (93)	26 (98)	28 (104)	30 (112)	32 (121)	34 (129)
TJ19	G	12 (45)	14 (53)	16.5 (62)	17.5 (66)	19 (72)	21 (79)	23 (85)	24 (91)	26 (98)
	D	16 (61)	18 (68)	20 (76)	21 (79)	23 (85)	24 (91)	26 (98)	28 (104)	29 (108)
	C	17 (64)	19 (72)	21 (79)	22 (83)	24 (91)	26 (97)	27.5 (104)	29 (110)	30 (114)

For lances, mounting kits, adapters and more, see page G6



DIMENSIONS AND WEIGHTS

TankJet Cleaning Nozzle	Model	Inlet Conn.	L in. (mm)	A in. (mm)	D (Dia.) in. (mm)	Min. Tank Opening in. (mm)	Weight lbs. (kg)
	TJ14	Threaded	6.56 (167)	1.95 (49)	1.97 (50)	2 (51)	2.25 (1)
		Sanitary flange	7.56 (192)	1.95 (49)	1.97 (50)	2 (51)	2.5 (1.1)
	TJ19	Threaded	6.65 (169)	0.84 (21)	1.97 (50)	2 (51)	2 (.9)
		Sanitary flange	8 (203)	0.84 (21)	1.97 (50)	2 (51)	2.3 (1.0)
	TJ19-6	Threaded	13 (330)	0.84 (21)	1.97 (50)	2 (51)	2 (.9)
		Sanitary flange	15.65 (397)	0.84 (21)	1.97 (50)	2 (51)	

* 7/8 in. (22 mm) probe available for smaller keg or drum bungholes

ORDERING INFORMATION

TANKJET 14 AND 19 TANK CLEANING NOZZLES

Model	Inlet Conn.*	—	Spray Coverage	EXAMPLE
TJ19	—	—	C	

* Leave blank for NPT connection. Insert B for BSPT connection or SF for sanitary flange.