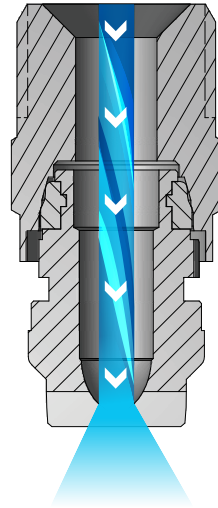


OVERVIEW: QUICK VEEJET AND PROMAX QUICK VEEJET

- Ideal for high-maintenance operations – bodies remain on pipe/header; quick quarter-turn removes/installs spray tips in seconds
- Automatic alignment feature saves time
- Miniature versions are ideal when smaller physical size and lower weight are important
- Flat fan type, tapered edge spray pattern
- Spray angles from 0° to 110°
- Uniform spray distribution with flow rates from .035 to 68 gpm (.14 to 255 lpm)
- Operating pressures up to 300 psi (20 bar)
- Choice of metal or ProMax. ProMax features:
 - ProMax material, a special grade of polypropylene, resists build-up and chemical attack; for use up to 150 psi (10 bar)
 - Internal O-ring provides a positive seal between the body and tip; seal remains attached to tip eliminating accidental loss
 - Optional external O-ring protects nozzle from contaminants
 - Tips are color-coded for easy flow rate identification



Quick VeeJet and ProMax Quick VeeJet Nozzles

As the liquid exits through the sharp V shape cut of the orifice, it forms into a flat spray pattern. The distribution is tapered from the center of the spray.

QUICK VEEJET AND MINIATURE QUICK VEEJET OPTIONS

S



QLUA Spray Tip + QJLA Body
3/8" to 1/2" male conn.



QJLA Body
3/8" to 1/2" female conn.



QJA Body
1/8" to 1/2" female conn.



QJJA Body
1/8" to 1/2" male conn.



QJJS Body – Miniature version
1/8" to 1/4" male conn.

S



QUA Spray Tip
Flow rates of 1 to 8 gpm at 40 psi
(3.9 to 32 lpm at 2.8 bar)
Use with QJA or QJJA bodies

S



QVVA Spray Tip
Flow rates below 1 gpm at 40 psi
(3.9 lpm at 2.8 bar)
Use with QJA or QJJA bodies

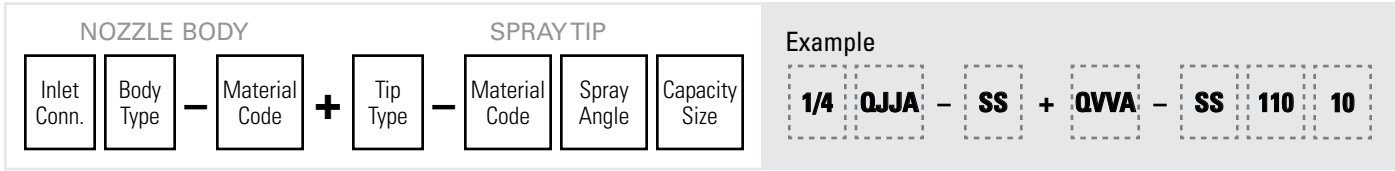
S



QSVV Spray Tip – Miniature version
Flow rates below 1 gpm at 40 psi
(3.9 lpm at 2.8 bar)
Use with QJJS body

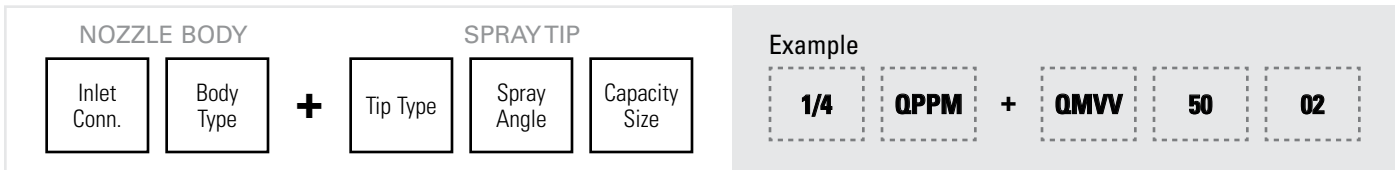
ORDERING INFORMATION

METAL QUICK VEEJET



BSPT connections require the addition of a "B" prior to the inlet connection.

PROMAX QUICK VEEJET



BSPT connections require the addition of a "B" prior to the inlet connection.

Options for miniature ProMax Quick VeeJet nozzles:

1/8" conn.: Kynar body strainer: CP39212-1-KY

1/4" conn.: Kynar body strainer: CP39212-2-KY

Kynar tip strainer: CP45095

External O-ring: CP7717-2/13-VI

Optional external O-ring for standard ProMax Quick VeeJet nozzle: CP7717-2/17-VI

QUICK REFERENCE GUIDE

Model	Connection	Connection Size (in.)	Materials	Page Number	
				Performance Data	Dimensions and Weights
QJJS body	M	1/8 to 1/4	Brass, 303 stainless steel (SS)	-	C23
QSVV spray tip	NA	NA		C17-C22	
QJA and QJLA bodies	F	1/8 to 1/2		-	
QJJA and QJJLA bodies	M	1/8 to 1/2		-	
QLUA, QUA and QVVA spray tips	NA	NA		C17-C22	
QPPM body	M	1/8 to 1/4	ProMax	-	C17-C22
QMVV spray tips	NA	NA		C17-C22	
QPPA body	M	1/8 to 1/2		-	
QPTA spray tips	NA	NA		C17-C22	

F = female thread; M = male thread; NA = not applicable. There is no material code for brass. Leave material code blank when ordering. For ProMax, the material code is built into part number. Other materials available upon request.

For more dimensions and sizes, contact your sales engineer.

See page B16 for maximum operating pressures for ProMax QuickJet nozzles at various temperatures.

S PERFORMANCE DATA:
STANDARD ANGLE SPRAY

Spray Angle at 3 bar	Quick VeeJet Tip Type						Capacity Size	Equiv. Orifice Dia. (mm)	Flow Rate Capacity (liters per minute)										Spray Angle (°)			
	QSVV	QVVA	QUA	QLUA	QMVV	QPTA			0.4 bar	0.7 bar	1.5 bar	3 bar	6 bar	7 bar	12* bar	15** bar	20 bar	1.5 bar	3 bar	6 bar	15 bar	
110°	●	●					01	.66	.14	.19	.28	.39	.56	.60	.79	.88	1.0	94	110	121	124	
	●	●			●		015	.81	.22	.29	.42	.59	.84	.90	1.2	1.3	1.5	97	110	121	124	
	●	●			●		02	.91	.29	.38	.56	.79	1.1	1.2	1.6	1.8	2.0	98	110	120	123	
	●	●			●		03	1.1	.43	.57	.84	1.2	1.7	1.8	2.4	2.6	3.1	99	110	120	123	
		●			●		04	1.3	.58	.76	1.1	1.6	2.2	2.4	3.2	3.5	4.1	100	110	119	122	
		●			●		05	1.4	.72	.95	1.4	2.0	2.8	3.0	3.9	4.4	5.1	100	110	118	122	
		●			●		06	1.5	.86	1.1	1.7	2.4	3.4	3.6	4.7	5.3	6.1	101	110	117	122	
	●	●			●		08	1.8	1.2	1.5	2.2	3.2	4.5	4.8	6.3	7.1	8.2	102	110	117	121	
		●					10	2.0	1.4	1.9	2.8	3.9	5.6	6.0	7.9	8.8	10.2	103	110	117	119	
		●					15	2.4	2.2	2.9	4.2	5.9	8.4	9.0	11.8	13.2	15.3	104	110	117	118	
		●					20	2.8	2.9	3.8	5.6	7.9	11.2	12.1	15.8	17.7	20	105	110	117	118	
95°	●	●					01	.66	.14	.19	.28	.39	.56	.60	.79	.88	1.0	81	95	105	113	
		●			●		015	.81	.22	.29	.42	.59	.84	.90	1.2	1.3	1.5	82	95	105	113	
		●			●		02	.91	.29	.38	.56	.79	1.1	1.2	1.6	1.8	2.0	82	95	105	113	
		●			●		03	1.1	.43	.57	.84	1.2	1.7	1.8	2.4	2.6	3.1	83	95	104	111	
		●			●		04	1.3	.58	.76	1.1	1.6	2.2	2.4	3.2	3.5	4.1	84	95	103	108	
		●			●		05	1.4	.72	.95	1.4	2.0	2.8	3.0	3.9	4.4	5.1	84	95	102	107	
		●			●		06	1.5	.86	1.1	1.7	2.4	3.4	3.6	4.7	5.3	6.1	86	95	101	106	
		●			●		08	1.8	1.2	1.5	2.2	3.2	4.5	4.8	6.3	7.1	8.2	87	95	100	105	
			●			●	10	2.0	1.4	1.9	2.8	3.9	5.6	6.0	7.9	8.8	10.2	89	95	100	105	
			●			●	15	2.4	2.2	2.9	4.2	5.9	8.4	9.0	11.8	13.2	15.3	90	95	100	105	
			●			●	20	2.8	2.9	3.8	5.6	7.9	11.2	12.1	15.8	17.7	20	90	95	100	105	
			●			●	30	3.4	4.3	5.7	8.4	11.8	16.8	18.1	24	26	31	91	95	101	105	
			●			●	40	3.8	5.8	7.6	11.2	15.8	22	24	32	35	41	92	95	100	105	
			●			●	50	4.4	7.2	9.5	14.0	19.7	28	30	39	44	51	93	95	99	103	
			●			●	60	4.8	8.6	11.4	16.8	24	34	36	47	53	61	93	95	99	103	
			●			●	70	5.2	10.1	13.3	19.5	28	39	42	55	62	71	93	95	99	103	
				●			100	6.2	14.4	19.1	28	39	56	60	79	88	102	93	95	99	102	
	●					150	7.5	22	29	42	59	84	90	118	132	153	93	95	99	102		
80°	●	●					0050	.46	–	–	.14	.20	.28	.30	.39	.44	.51	61	80	95	101	
	●	●					0067	.53	–	.13	.19	.26	.37	.40	.53	.59	.68	67	80	94	99	
	●	●					01	.66	–	.19	.28	.39	.56	.60	.79	.88	1.0	68	80	89	92	
	●	●					015	.81	.22	.29	.42	.59	.84	.90	1.2	1.3	1.5	68	80	89	92	
	●	●			●		02	.91	.29	.38	.56	.79	1.1	1.2	1.6	1.8	2.0	69	80	88	91	

*Maximum pressure for QMVV is 12 bar.

**Maximum pressure for QPTA is 15 bar.

Highlighted column shows the rated pressure.



S PERFORMANCE DATA:
STANDARD ANGLE SPRAY

Spray Angle at 3 bar	Quick VeeJet Tip Type						Capacity Size	Equiv. Orifice Dia. (mm)	Flow Rate Capacity (liters per minute)								Spray Angle (°)				
	QSVV	QVVA	QUA	QLUA	QMVV	QPTA			0.4 bar	0.7 bar	1.5 bar	3 bar	6 bar	7 bar	12* bar	15** bar	20 bar	1.5 bar	3 bar	6 bar	15 bar
80°	•	•			•		03	1.1	.43	.57	.84	1.2	1.7	1.8	2.4	2.6	3.1	70	80	87	90
	•	•			•		04	1.3	.58	.76	1.1	1.6	2.2	2.4	3.2	3.5	4.1	71	80	86	89
		•			•		05	1.4	.72	.95	1.4	2.0	2.8	3.0	3.9	4.4	5.1	71	80	86	89
	•	•			•		06	1.5	.86	1.1	1.7	2.4	3.4	3.6	4.7	5.3	6.1	72	80	85	88
	•	•			•		08	1.8	1.2	1.5	2.2	3.2	4.5	4.8	6.3	7.1	8.2	72	80	84	87
			•			•	10	2.0	1.4	1.9	2.8	3.9	5.6	6.0	7.9	8.8	10.2	73	80	84	87
			•			•	15	2.4	2.2	2.9	4.2	5.9	8.4	9.0	11.8	13.2	15.3	74	80	83	86
			•			•	20	2.8	2.9	3.8	5.6	7.9	11.2	12.1	15.8	17.7	20	74	80	83	86
			•			•	30	3.4	4.3	5.7	8.4	11.8	16.8	18.1	24	26	31	74	80	83	86
			•			•	40	3.9	5.8	7.6	11.2	15.8	22	24	32	35	41	74	80	83	86
			•			•	50	4.4	7.2	9.5	14.0	19.7	28	30	39	44	51	74	80	83	85
			•			•	60	4.8	8.6	11.4	16.8	24	34	36	47	53	61	75	80	83	85
			•			•	70	5.2	10.1	13.3	19.5	28	39	42	55	62	71	75	80	83	86
				•			100	6.2	14.4	19.1	28	39	56	60	79	88	102	75	80	83	86
				•			150	7.5	22	29	42	59	84	90	118	132	153	73	80	84	86
			•			200	8.7	29	38	56	79	112	121	158	177	204	74	80	82	85	
73°		•					0023	.30	–	–	.064	.091	.13	.14	.18	.20	.23	50	73	89	97
		•					0039	.41	–	.074	.11	.15	.22	.24	.31	.34	.40	53	73	87	93
		•					0077	.58	–	.15	.21	.30	.43	.46	.61	.68	.78	53	73	86	92
		•					0116	.71	.17	.22	.32	.46	.65	.70	.92	1.0	1.2	54	73	85	90
		•					0154	.81	.22	.29	.43	.61	.86	.93	1.2	1.4	1.6	55	73	84	88
		•					0231	.96	.33	.44	.64	.91	1.3	1.4	1.8	2.0	2.4	56	73	83	87
		•					0308	1.1	.44	.59	.86	1.2	1.7	1.9	2.4	2.7	3.1	58	73	82	86
		•					0385	1.2	.56	.73	1.1	1.5	2.1	2.3	3.0	3.4	3.9	59	73	81	85
		•					0462	1.4	.67	.88	1.3	1.8	2.6	2.8	3.6	4.1	4.7	60	73	80	84
		•					0616	1.6	.89	1.2	1.7	2.4	3.4	3.7	4.9	5.4	6.3	63	73	79	83
		•					0770	1.7	1.1	1.5	2.1	3.0	4.3	4.6	6.1	6.8	7.8	64	73	77	82
		•					0924	1.9	1.3	1.8	2.6	3.6	5.2	5.6	7.3	8.2	9.4	65	73	77	80
	65°	•						0017	.28	–	–	.047	.067	.095	.10	.13	.15	.17	44	65	77
•							0025	.33	–	–	.070	.099	.14	.15	.20	.22	.25	45	65	77	84
•							0033	.38	–	–	.092	.13	.18	.20	.26	.29	.34	47	65	76	83
•							0050	.46	–	–	.14	.20	.28	.30	.39	.44	.51	48	65	75	82
•							0067	.53	–	.13	.19	.26	.37	.40	.53	.59	.68	50	65	75	81
•							01	.66	–	.19	.28	.39	.56	.60	.79	.88	1.0	51	65	74	80
•							015	.81	–	.29	.42	.59	.84	.90	1.2	1.3	1.5	51	65	74	80
•		•			•		02	.91	.29	.38	.56	.79	1.1	1.2	1.6	1.8	2.0	52	65	73	79

*Maximum pressure for QMVV is 12 bar.

**Maximum pressure for QPTA is 15 bar.

Highlighted column shows the rated pressure.



S PERFORMANCE DATA:
STANDARD ANGLE SPRAY

Spray Angle at 3 bar	Quick VeeJet Tip Type						Capacity Size	Equiv. Orifice Dia. (mm)	Flow Rate Capacity (liters per minute)										Spray Angle (°)			
	QSVV	QVVA	QUA	QLUA	QMVV	QPTA			0.4 bar	0.7 bar	1.5 bar	3 bar	6 bar	7 bar	12* bar	15** bar	20 bar	1.5 bar	3 bar	6 bar	15 bar	
65°	•	•			•		03	1.1	.43	.57	.84	1.2	1.7	1.8	2.4	2.6	3.1	53	65	72	78	
		•			•		04	1.3	.58	.76	1.1	1.6	2.2	2.4	3.2	3.5	4.1	53	65	72	76	
		•			•		05	1.4	.72	.95	1.4	2.0	2.8	3.0	3.9	4.4	5.1	53	65	72	76	
		•			•		06	1.5	.86	1.1	1.7	2.4	3.4	3.6	4.7	5.3	6.1	54	65	72	75	
		•			•		08	1.8	1.2	1.5	2.2	3.2	4.5	4.8	6.3	7.1	8.2	55	65	71	74	
			•			•	10	2.0	1.4	1.9	2.8	3.9	5.6	6.0	7.9	8.8	10.2	56	65	71	74	
			•			•	15	2.4	2.2	2.9	4.2	5.9	8.4	9.0	11.8	13.2	15.3	56	65	70	73	
			•			•	20	2.8	2.9	3.8	5.6	7.9	11.2	12.1	15.8	17.7	20	57	65	70	73	
			•			•	30	3.4	4.3	5.7	8.4	11.8	16.8	18.1	24	26	31	58	65	69	72	
			•			•	40	3.9	5.8	7.6	11.2	15.8	22	24	32	35	41	59	65	68	72	
			•			•	50	4.4	7.2	9.5	14.0	19.7	28	30	39	44	51	60	65	68	71	
			•			•	60	4.8	8.6	11.4	16.8	24	34	36	47	53	61	60	65	68	71	
			•			•	70	5.2	10.1	13.3	19.5	28	39	42	55	62	71	60	65	68	71	
				•			100	6.2	14.4	19.1	28	39	56	60	79	88	102	58	65	69	70	
				•			150	7.5	22	29	42	59	84	90	118	132	153	59	65	68	70	
			•			200	8.7	29	38	56	79	112	121	158	177	204	60	65	67	69		
50°	•						0017	.28	-	-	.047	.067	.095	.10	.13	.15	.17	27	50	65	74	
	•						0025	.33	-	-	.070	.099	.14	.15	.20	.22	.25	29	50	64	71	
	•						0033	.38	-	-	.092	.13	.18	.20	.26	.29	.34	30	50	62	68	
	•						0050	.46	-	-	.14	.20	.28	.30	.39	.44	.51	32	50	60	66	
	•						0067	.53	-	-	.19	.26	.37	.40	.53	.59	.68	35	50	60	66	
	•						01	.66	-	.19	.28	.39	.56	.60	.79	.88	1.0	37	50	59	65	
	•						015	.81	-	.29	.42	.59	.84	.90	1.2	1.3	1.5	38	50	58	64	
	•				•		02	.91	-	.38	.56	.79	1.1	1.2	1.6	1.8	2.0	39	50	57	63	
	•				•		03	1.1	.43	.57	.84	1.2	1.7	1.8	2.4	2.6	3.1	40	50	56	62	
	•				•		04	1.3	.58	.76	1.1	1.6	2.2	2.4	3.2	3.5	4.1	42	50	56	61	
	•				•		05	1.4	.72	.95	1.4	2.0	2.8	3.0	3.9	4.4	5.1	44	50	56	61	
	•				•		06	1.5	.86	1.1	1.7	2.4	3.4	3.6	4.7	5.3	6.1	45	50	56	60	
	•				•		08	1.8	1.2	1.5	2.2	3.2	4.5	4.8	6.3	7.1	8.2	45	50	55	60	
			•			•	10	2.0	1.4	1.9	2.8	3.9	5.6	6.0	7.9	8.8	10.2	45	50	55	59	
			•			•	15	2.4	2.2	2.9	4.2	5.9	8.4	9.0	11.8	13.2	15.3	45	50	55	59	
			•			•	20	2.8	2.9	3.8	5.6	7.9	11.2	12.1	15.8	17.7	20	45	50	55	59	
			•			•	30	3.4	4.3	5.7	8.4	11.8	16.8	18.1	24	26	31	45	50	55	59	
			•			•	40	3.9	5.8	7.6	11.2	15.8	22	24	32	35	41	46	50	54	59	
		•			•	50	4.4	7.2	9.5	14.0	19.7	28	30	39	44	51	46	50	54	59		
		•			•	60	4.8	8.6	11.4	16.8	24	34	36	47	53	61	46	50	54	59		

*Maximum pressure for QMVV is 12 bar.

**Maximum pressure for QPTA is 15 bar.

Highlighted column shows the rated pressure.



S PERFORMANCE DATA:
STANDARD ANGLE SPRAY

Spray Angle at 3 bar	Quick VeeJet Tip Type						Capacity Size	Equiv. Orifice Dia. (mm)	Flow Rate Capacity (liters per minute)								Spray Angle (°)				
	QSVV	QVVA	QUA	QLUA	QMVV	QPTA			0.4 bar	0.7 bar	1.5 bar	3 bar	6 bar	7 bar	12* bar	15** bar	20 bar	1.5 bar	3 bar	6 bar	15 bar
50°			●			●	70	5.2	10.1	13.3	19.5	28	39	42	55	62	71	46	50	54	59
				●			100	6.2	14.4	19.1	28	39	56	60	79	88	102	44	50	52	54
				●			120	6.7	17.3	23	34	47	67	72	95	106	122	44	50	53	55
				●			150	7.5	22	29	42	59	84	90	118	132	153	45	50	52	55
				●			200	8.7	29	38	56	79	112	121	158	177	204	46	50	52	55
40°		●					0017	.28	–	–	.047	.067	.095	.10	.13	.15	.17	21	40	54	61
		●					0025	.33	–	–	.070	.099	.14	.15	.20	.22	.25	22	40	53	60
		●					0033	.38	–	–	.092	.13	.18	.20	.26	.29	.34	22	40	53	60
		●					0050	.46	–	–	.14	.20	.28	.30	.39	.44	.51	22	40	53	60
		●					0067	.53	–	–	.19	.26	.37	.40	.53	.59	.68	24	40	53	60
		●					01	.66	–	–	.28	.39	.56	.60	.79	.88	1.0	26	40	52	59
		●					015	.81	–	–	.42	.59	.84	.90	1.2	1.3	1.5	27	40	52	59
		●			●		02	.91	–	.38	.56	.79	1.1	1.2	1.6	1.8	2.0	29	40	51	58
		●			●		03	1.1	–	.57	.84	1.2	1.7	1.8	2.4	2.6	3.1	30	40	50	57
		●			●		04	1.3	–	.76	1.1	1.6	2.2	2.4	3.2	3.5	4.1	30	40	50	56
		●			●		05	1.4	–	.95	1.4	2.0	2.8	3.0	3.9	4.4	5.1	31	40	49	55
		●			●		06	1.5	–	1.1	1.7	2.4	3.4	3.6	4.7	5.3	6.1	31	40	49	55
		●			●		08	1.8	1.2	1.5	2.2	3.2	4.5	4.8	6.3	7.1	8.2	31	40	47	53
			●			●	10	2.0	1.4	1.9	2.8	3.9	5.6	6.0	7.9	8.8	10.2	32	40	45	48
			●			●	15	2.4	2.2	2.9	4.2	5.9	8.4	9.0	11.8	13.2	15.3	32	40	45	48
			●			●	20	2.8	2.9	3.8	5.6	7.9	11.2	12.1	15.8	17.7	20	32	40	45	48
			●			●	30	3.4	4.3	5.7	8.4	11.8	16.8	18.1	24	26	31	33	40	45	48
			●			●	40	3.9	5.8	7.6	11.2	15.8	22	24	32	35	41	34	40	45	48
			●			●	50	4.4	7.2	9.5	14.0	19.7	28	30	39	44	51	35	40	45	48
			●			●	60	4.8	8.6	11.4	16.8	24	34	36	47	53	61	35	40	45	48
			●			●	70	5.2	10.1	13.3	19.5	28	39	42	55	62	71	35	40	45	48
				●			100	6.2	14.4	19.1	28	39	56	60	79	88	102	34	40	43	46
				●			150	7.5	22	29	42	59	84	90	118	132	153	35	40	43	44
				●			200	8.7	29	38	56	79	112	121	158	177	204	36	40	42	44
25°		●					0017	.28	–	–	–	.067	.095	.10	.13	.15	.17	–	25	35	47
		●					0025	.33	–	–	–	.099	.14	.15	.20	.22	.25	–	25	35	45
		●					0033	.38	–	–	–	.13	.18	.20	.26	.29	.34	–	25	34	44
		●					0050	.46	–	–	–	.20	.28	.30	.39	.44	.51	–	25	34	43
		●					0067	.53	–	–	–	.26	.37	.40	.53	.59	.68	–	25	34	42
		●					01	.66	–	–	.28	.39	.56	.60	.79	.88	1.0	14	25	34	42
		●					015	.81	–	–	.42	.59	.84	.90	1.2	1.3	1.5	15	25	34	41

*Maximum pressure for QMVV is 12 bar.

**Maximum pressure for QPTA is 15 bar.

Highlighted column shows the rated pressure.



S PERFORMANCE DATA:
STANDARD ANGLE SPRAY

Spray Angle at 3 bar	Quick VeeJet Tip Type						Capacity Size	Equiv. Orifice Dia. (mm)	Flow Rate Capacity (liters per minute)										Spray Angle (°)			
	QSVV	QVVA	QUA	QLUA	QMVV	QPTA			0.4 bar	0.7 bar	1.5 bar	3 bar	6 bar	7 bar	12* bar	15** bar	20 bar	1.5 bar	3 bar	6 bar	15 bar	
25°		●			●		02	.91	-	-	.56	.79	1.1	1.2	1.6	1.8	2.0	15	25	33	40	
		●			●		03	1.1	-	-	.84	1.2	1.7	1.8	2.4	2.6	3.1	15	25	33	40	
		●			●		04	1.3	-	.76	1.1	1.6	2.2	2.4	3.2	3.5	4.1	16	25	32	39	
		●			●		05	1.4	-	.95	1.4	2.0	2.8	3.0	3.9	4.4	5.1	16	25	32	39	
		●			●		06	1.5	-	1.1	1.7	2.4	3.4	3.6	4.7	5.3	6.1	17	25	31	38	
		●			●		08	1.8	-	1.5	2.2	3.2	4.5	4.8	6.3	7.1	8.2	17	25	31	38	
			●			●	10	2.0	-	1.9	2.8	3.9	5.6	6.0	7.9	8.8	10.2	18	25	31	37	
			●			●	15	2.4	-	2.9	4.2	5.9	8.4	9.0	11.8	13.2	15.3	18	25	31	37	
			●			●	20	2.8	-	3.8	5.6	7.9	11.2	12.1	15.8	17.7	20	19	25	31	37	
			●			●	30	3.4	4.3	5.7	8.4	11.8	16.8	18.1	24	26	31	20	25	30	36	
			●			●	40	3.9	5.8	7.6	11.2	15.8	22	24	32	35	41	21	25	29	35	
			●			●	50	4.4	7.2	9.5	14.0	19.7	28	30	39	44	51	21	25	29	35	
			●			●	60	4.8	8.6	11.4	16.8	24	34	36	47	53	61	22	25	29	35	
			●			●	70	5.2	10.1	13.3	19.5	28	39	42	55	62	71	22	25	29	35	
				●			100	6.2	14.4	19.1	28	39	56	60	79	88	102	23	25	28	32	
				●			150	7.5	22	29	42	59	84	90	118	132	153	24	25	28	30	
			●			200	8.7	29	38	56	79	112	121	158	177	204	24	25	26	29		
15°		●					0017	.28	-	-	-	.067	.095	.10	.13	.15	.17	-	15	30	37	
		●					0025	.33	-	-	-	.099	.14	.15	.20	.22	.25	-	15	28	34	
		●					0033	.38	-	-	-	.13	.18	.20	.26	.29	.34	-	15	27	32	
		●					0050	.46	-	-	-	.20	.28	.30	.39	.44	.51	-	15	26	30	
		●					0067	.53	-	-	-	.26	.37	.40	.53	.59	.68	-	15	25	29	
		●					01	.66	-	-	-	.39	.56	.60	.79	.88	1.0	-	15	24	28	
		●					015	.81	-	-	-	.59	.84	.90	1.2	1.3	1.5	-	15	23	27	
		●					02	.91	-	-	.56	.79	1.1	1.2	1.6	1.8	2.0	6	15	22	27	
		●					03	1.1	-	-	.84	1.2	1.7	1.8	2.4	2.6	3.1	6	15	22	27	
		●					04	1.3	-	-	1.1	1.6	2.2	2.4	3.2	3.5	4.1	7	15	21	26	
		●					05	1.4	-	-	1.4	2.0	2.8	3.0	3.9	4.4	5.1	7	15	21	26	
		●					06	1.5	-	-	1.7	2.4	3.4	3.6	4.7	5.3	6.1	8	15	21	26	
		●					08	1.8	-	-	2.2	3.2	4.5	4.8	6.3	7.1	8.2	9	15	20	25	
			●				10	2.0	1.4	1.9	2.8	3.9	5.6	6.0	7.9	8.8	10.2	10	15	19	24	
			●				15	2.4	2.2	2.9	4.2	5.9	8.4	9.0	11.8	13.2	15.3	10	15	19	24	
			●				20	2.8	2.9	3.8	5.6	7.9	11.2	12.1	15.8	17.7	20	10	15	19	23	
		●				30	3.4	4.3	5.7	8.4	11.8	16.8	18.1	24	26	31	10	15	19	21		
		●				40	3.9	5.8	7.6	11.2	15.8	22	24	32	35	41	10	15	18	21		
		●				50	4.4	7.2	9.5	14.0	19.7	28	30	39	44	51	11	15	18	21		

*Maximum pressure for QMVV is 12 bar.

**Maximum pressure for QPTA is 15 bar.

Highlighted column shows the rated pressure.



S PERFORMANCE DATA:
STANDARD ANGLE SPRAY

Spray Angle at 3 bar	Quick VeeJet Tip Type						Capacity Size	Equiv. Orifice Dia. (mm)	Flow Rate Capacity (liters per minute)								Spray Angle (°)				
	QSVV	QVVA	QUA	QLUA	QMVV	QPTA			0.4 bar	0.7 bar	1.5 bar	3 bar	6 bar	7 bar	12* bar	15** bar	20 bar	1.5 bar	3 bar	6 bar	15 bar
15°			●				60	4.8	8.6	11.4	16.8	24	34	36	47	53	61	11	15	18	21
			●				70	5.2	10.1	13.3	19.5	28	39	42	55	62	71	11	15	18	21
				●			100	6.2	14.4	19.1	28	39	56	60	79	88	102	13	15	17	18
				●			120	6.8	17.3	23	34	47	67	72	95	106	122	13	15	17	18
				●			150	7.5	22	29	42	59	84	90	118	132	153	14	15	17	18
				●			200	8.7	29	38	56	79	112	121	158	177	204	14	15	17	18
0°		●					0009	.20	.013	.017	.025	.036	.050	.054	.071	.079	.092	0 Solid Stream			
		●					0012	.25	.017	.023	.034	.047	.067	.072	.095	.11	.12				
		●					0019	.30	.027	.036	.053	.075	.11	.11	.15	.17	.19				
	●	●					0021	.33	.030	.040	.059	.083	.12	.13	.17	.19	.21				
		●					0050	.48	.072	.095	.14	.20	.28	.30	.39	.44	.51				
		●					0067	.58	.097	.13	.19	.26	.37	.40	.53	.59	.68				
		●					01	.71	.14	.19	.28	.39	.56	.60	.79	.88	1.0				
		●					015	.86	.22	.29	.42	.59	.84	.90	1.2	1.3	1.5				
		●					02	.99	.29	.38	.56	.79	1.1	1.2	1.6	1.8	2.0				
		●	●				03	1.2	.43	.57	.84	1.2	1.7	1.8	2.4	2.6	3.1				
		●	●				04	1.4	.58	.76	1.1	1.6	2.2	2.4	3.2	3.5	4.1				
		●	●				05	1.6	.72	.95	1.4	2.0	2.8	3.0	3.9	4.4	5.1				
		●	●				06	1.7	.86	1.1	1.7	2.4	3.4	3.6	4.7	5.3	6.1				
		●	●				08	2.0	1.2	1.5	2.2	3.2	4.5	4.8	6.3	7.1	8.2				
			●				10	2.2	1.4	1.9	2.8	3.9	5.6	6.0	7.9	8.8	10.2				
			●				15	2.7	2.2	2.9	4.2	5.9	8.4	9.0	11.8	13.2	15.3				
			●				20	3.1	2.9	3.8	5.6	7.9	11.2	12.1	15.8	17.7	20				
			●				30	3.6	4.3	5.7	8.4	11.8	16.8	18.1	24	26	31				
			●				40	4.1	5.8	7.6	11.2	15.8	22	24	32	35	41				
			●				50	4.2	7.2	9.5	14.0	19.7	28	30	39	44	51				
			●				60	4.6	8.6	11.4	16.8	24	34	36	47	53	61				
			●				70	5.0	10.1	13.3	19.5	28	39	42	55	62	71				
			●				80	5.3	11.5	15.3	22	32	45	48	63	71	82				
				●			100	6.0	14.4	19.1	28	39	56	60	79	88	102				
				●			120	6.8	17.3	23	34	47	67	72	95	106	122				
			●			150	7.3	22	29	42	59	84	90	118	132	153					
			●			200	8.5	29	38	56	79	112	121	158	177	204					
			●			250	9.5	36	48	70	99	140	151	197	221	255					

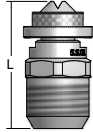
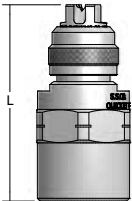
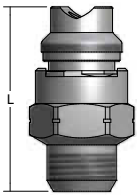
*Maximum pressure for QMVV is 12 bar.

**Maximum pressure for QPTA is 15 bar.

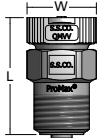
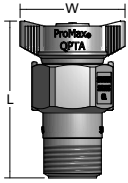
Highlighted column shows the rated pressure.



DIMENSIONS AND WEIGHTS

Nozzle	Nozzle Type	Inlet Conn. (in.)	L (mm)	Hex. (in.)	W (Width) (mm)	Net Weight (kg)
	QJJS (M) + QSVV	1/8, 1/4	27.8	9/16	–	0.03
	QJA (F) + QVVA	1/8, 1/4, 3/8, 1/2	54.8	1	–	0.06
	QJJA (M) + QVVA	1/8, 1/4, 3/8, 1/2	53.0	1	–	0.08
	QJA (F) + QUA	1/8, 1/4, 3/8, 1/2	50.8	1	–	0.11
	QJJA (M) + QUA	1/8, 1/4, 3/8, 1/2	48.4	1	–	0.11
	QJLA (F) + QLUA	3/8, 1/2	58.7	1-1/8	–	0.13
	QJJLA (M) + QLUA	3/8, 1/2	58.7	1-1/8	–	0.13

Based on the largest/heaviest version of each type.

Nozzle	Nozzle Type	Inlet Conn. (in.)	L (mm)	Hex. (in.)	W (Width) (mm)	Net Weight (kg)
	QPPM (M) + QMVV	1/8, 1/4	30.2	5/8	17.5	0.01
	QPPA (M) + QPTA	1/8, 1/4, 3/8, 1/2	44.5	7/8	31.8	0.01

Based on the largest/heaviest version of each type.

BODY TYPES

Inlet Conn. (in.)	Quick VeeJet and ProMax Quick VeeJet Bodies						
	Conn. F		Conn. M				
	QJA	QJLA	QJJS	QJJA	QJJLA	QPPM	QPPA
1/8	•		•	•		•	•
1/4	•		•	•		•	•
3/8	•	•		•	•		•
1/2	•	•		•	•		•