

TeeJet[®]



**PREMIUM
PWM SPRAY
TIP SELECTION**



**TURBO
TEEJET[®]**



**TURBO
TWINJET[®]**



**AIR INDUCTION
TURBO TWINJET[®]**



**ACCUPULSE[®]
TWINJET[®]**

TeeJet[®]
TECHNOLOGIES

LI-TJ212-R6
© TeeJet Technologies 2026

A Subsidiary of  **Spraying Systems Co.[®]**

www.teejet.com

YOUR BEST OPTIONS FOR PULSE WIDTH MODULATION SPRAY TIP CONTROL SYSTEMS

WHAT IS PWM?

Think of PWM (Pulse Width Modulation) as cruise control for your sprayer. It keeps both your application rate and droplet size consistent - even as your speed, turns or field terrain change.



HOW PWM WORKS

Each nozzle body is equipped with an individual solenoid valve that rapidly opens and closes several times per second. By varying how long the valve stays open versus closed — known as the duty cycle (DC) — PWM adjusts flow rate independently of pressure.

This allows you to:

- ✓ Maintain consistent droplet size
- ✓ Adjust flow rate without changing pressure
- ✓ Achieve uniform coverage and better product performance across every pass

In short, PWM gives you precise rate control and droplet uniformity at any speed or condition.

WHY PWM MATTERS TO YOU

PWM technology helps you spray smarter by:

- Maintaining consistent droplet sizes across all speeds
- Preserving uniform spray patterns
- Preventing over - or - under application on slopes or turns
- Eliminating the need for pressure-based rate adjustments





RAISING THE BAR FOR SPRAY TIP PERFORMANCE

Not all spray tips perform equally under PWM conditions. PWM challenges spray tip performance — and only TeeJet® Premium PWM Spray Tips are engineered to deliver:

- Fast, consistent spray pattern formation
- Quick recovery to steady-state performance
- Precise, clean on/off response
- Reliable operation under high-frequency pulsing

WHEN PERFORMANCE, PRECISION AND CONSISTENCY MATTER - TEEJET® DELIVERS

PREMIUM TEEJET® SPRAY TIPS FOR YOUR PWM SPRAY TIP CONTROL SYSTEMS

SPRAY TIP	CAPACITIES**	PRESSURE RANGE***	QUICK TEEJET® CAP	HOW TO ORDER
 Turbo TeeJet®	02-12	15-90 PSI	114441A-*-CELR (01-08) 114502A-*-CELR (10 & 12) * Specify color code	Example: TT11001-VP – Polymer tip with VisiFlo® color-coding TT11002-VP-CE – Polymer tip with VisiFlo color-coding, includes Quick TeeJet cap and gasket
 Turbo TwinJet®	02-10	20-90 PSI	114441A-*-CELR * Specify color code	Example: TTJ60-11004VP – Polymer tip with VisiFlo® color-coding TTJ60-11003VP-CE – Polymer tip with VisiFlo color-coding, includes Quick TeeJet cap and gasket
 Air Induction Turbo TwinJet®	02-15	25-90 PSI	114443A-*-CELR (02-06) 114502A-*-CELR (08-15) * Specify color code	Example: AITTJ60-11004VP – Polymer tip with VisiFlo® color-coding AITTJ60-11004VP-CE – Polymer tip with VisiFlo color-coding, includes Quick TeeJet cap and gasket
 AccuPulse® TwinJet®	02-12	25-100 PSI	114441A-*-CELR (01 to 08) 114502A-*-CELR (10 & 12) * Specify color code	Example: APTJ-11004VP – Polymer tip with VisiFlo® color-coding APTJ-11004VP-CE - Polymer tip with VisiFlo® color-coding, includes Quick TeeJet cap and gasket

* Specify color code: 1 Black 2 White 3 Red 4 Blue 5 Green 6 Yellow 7 Brown 8 Orange 9 Gray 10 Violet 11 Lt. Blue 12 Raspberry Red 13 Lt. Green

** These specific capacities listed in this chart are approved for PWM

*** Adjusted pressure range for PWM systems

15" TIP SPACING

DYNAJET® APPLICATION RATE CHART FOR SYSTEMS EQUIPPED WITH 191500 DYNAJET VALVES

HOW TO SELECT THE PROPER SPRAY TIP CAPACITY FOR PWM SYSTEMS?

- 1 Target GPA: Identify the application rate.
- 2 Tip Capacity: Select a size that delivers about 70% duty cycle at your average operating speed.
- 3 Pressure Range: Select a tip that operates in the mid-pressure range for stable and consistent spray quality.
- 4 Droplet Size: Once tip capacity is defined, match the droplet spectrum to the product label. Example: Glufosinate performs best with Medium-Coarse droplets.

TIP SIZE	BOOM (PSI)	TIP (PSI)	SPRAY TIP SERIES				SPEED RANGE (MPH)																	
			TT	TT60	ATT60	APTJ	5 GPA DUTY CYCLE			10 GPA DUTY CYCLE	15 GPA DUTY CYCLE			20 GPA DUTY CYCLE			25 GPA DUTY CYCLE			30 GPA DUTY CYCLE				
							30%	70%	100%		30%	70%	100%	30%	70%	100%	30%	70%	100%	30%	70%	100%	30%	70%
11002	20	20	VC	C	-	-	3	8	11	1.7	4	6	1.1	3	4	0.8	2	3	0.7	1.7	2	0.6	1.4	1.8
	30	30	C	C	VC	UC	4	10	13	2	5	7	1.3	3	4	1.0	3	3	0.8	2	3	0.7	1.7	2
	40	39	M	M	VC	UC	5	12	16	2	6	8	1.6	4	5	1.2	3	4	1.0	2	3	0.8	2	3
	50	49	M	M	C	UC	5	13	17	3	7	9	1.7	4	6	1.3	3	4	1.0	3	3	0.9	2	3
	60	59	M	M	C	UC	6	14	19	3	7	10	2	5	6	1.4	4	5	1.1	3	4	1.0	2	3
	70	69	M	M	C	XC	6	15	21	3	8	10	2	5	7	1.5	4	5	1.2	3	4	1.0	3	3
	80	79	F	M	C	XC	7	17	22	3	8	11	2	6	7	1.7	4	6	1.3	3	4	1.1	3	4
90	89	F	M	M	XC	7	18	24	4	9	12	2	6	8	1.8	4	6	1.4	4	5	1.2	3	4	
110025	20	20	VC	VC	-	-	4	11	14	2	5	7	1.4	4	5	1.1	3	4	0.9	2	3	0.7	1.8	2
	30	29	C	C	VC	UC	5	13	17	3	7	9	1.7	4	6	1.3	3	4	1.0	3	3	0.9	2	3
	40	39	M	M	VC	UC	6	15	20	3	7	10	2	5	7	1.5	4	5	1.2	3	4	1.0	2	3
	50	49	M	M	VC	UC	7	17	22	3	8	11	2	6	7	1.7	4	6	1.3	3	4	1.1	3	4
	60	59	M	M	C	UC	7	18	25	4	9	12	2	6	8	1.8	5	6	1.5	4	5	1.2	3	4
	70	69	M	M	C	XC	8	20	26	4	10	13	3	7	9	2	5	7	1.6	4	5	1.3	3	4
	80	78	F	M	C	XC	8	21	28	4	10	14	3	7	9	2	5	7	1.7	4	6	1.4	3	5
90	88	F	M	C	XC	9	23	30	5	11	15	3	8	10	2	6	8	1.8	5	6	1.5	4	5	
11003	20	19	VC	-	-	-	5	12	17	2	6	8	1.7	4	6	1.2	3	4	1.0	2	3	0.8	2	3
	30	29	C	C	XC	UC	6	15	21	3	8	10	2	5	7	1.5	4	5	1.2	3	4	1.0	3	3
	40	39	M	C	VC	UC	7	18	24	4	9	12	2	6	8	1.8	4	6	1.4	4	5	1.2	3	4
	50	48	M	M	VC	UC	8	20	26	4	10	13	3	7	9	2	5	7	1.6	4	5	1.3	3	4
	60	58	M	M	C	UC	9	21	29	4	11	14	3	7	10	2	5	7	1.7	4	6	1.4	4	5
	70	68	M	M	C	XC	-	-	-	5	12	15	3	8	10	2	6	8	1.9	5	6	1.5	4	5
	80	78	F	M	C	XC	-	-	-	5	12	16	3	8	11	2	6	8	2	5	6	1.6	4	5
90	87	F	M	C	XC	10	26	-	5	13	17	3	9	12	3	7	9	2	5	7	1.7	4	6	
11004	20	19	VC	-	-	-	6	16	21	3	8	11	2	5	7	1.6	4	5	1.3	3	4	1.1	3	4
	30	28	C	C	XC	UC	8	20	27	4	10	13	3	7	9	2	5	7	1.6	4	5	1.3	3	4
	40	38	M	C	VC	UC	-	-	-	5	12	15	3	8	10	2	6	8	1.9	5	6	1.5	4	5
	50	47	M	M	VC	UC	-	-	-	5	13	17	3	9	12	3	7	9	2	5	7	1.7	4	6
	60	57	M	M	VC	UC	-	-	-	6	14	19	4	10	13	3	7	10	2	6	8	2	5	6
	70	66	M	M	C	XC	-	-	-	6	15	21	4	10	14	3	8	10	2	6	8	2	5	7
	80	75	M	M	C	XC	-	-	-	7	16	22	4	11	15	3	8	11	3	7	9	2	5	7
90	85	F	M	C	XC	-	-	-	7	17	23	5	11	15	3	9	11	3	7	9	2	6	8	
11005	20	18	VC	-	-	-	8	20	27	4	10	13	3	7	9	2	5	7	1.6	4	5	1.3	3	4
	30	27	VC	C	XC	UC	-	-	-	5	12	16	3	8	11	2	6	8	2	5	6	1.6	4	5
	40	37	C	C	XC	UC	-	-	-	6	14	19	4	10	13	3	7	10	2	6	8	2	5	6
	50	46	M	M	VC	UC	-	-	-	6	16	21	4	11	14	3	8	11	3	6	9	2	5	7
	60	55	M	M	VC	UC	-	-	-	7	17	23	5	11	15	3	9	11	3	7	9	2	6	8
	70	64	M	M	VC	UC	-	-	-	7	19	25	5	12	17	4	9	12	3	7	10	2	6	8
	80	73	M	M	C	XC	-	-	-	8	20	27	5	13	18	4	10	13	3	8	11	3	7	9
90	82	F	M	C	XC	-	-	-	9	21	29	6	14	19	4	11	14	3	9	11	3	7	10	
11006	20	18	VC	-	-	-	-	-	-	5	12	15	3	8	10	2	6	8	1.9	5	6	1.5	4	5
	30	26	VC	C	XC	UC	-	-	-	6	15	19	4	10	13	3	7	10	2	6	8	2	5	6
	40	35	C	C	XC	UC	-	-	-	7	17	22	4	11	15	3	8	11	3	7	9	2	6	7
	50	44	M	C	VC	UC	-	-	-	7	19	25	5	12	17	4	9	12	3	7	10	2	6	8
	60	53	M	M	VC	UC	-	-	-	8	20	27	5	13	18	4	10	13	3	8	11	3	7	9
	70	61	M	M	VC	UC	-	-	-	9	22	29	6	15	20	4	11	15	4	9	12	3	7	10
	80	70	M	M	C	XC	-	-	-	-	-	-	6	16	21	5	12	16	4	9	13	3	8	10
90	79	F	M	C	XC	-	-	-	-	-	-	7	17	22	5	12	17	4	10	13	3	8	11	
11008	20	15	XC	-	-	-	-	-	-	6	15	20	4	10	13	3	7	10	2	6	8	2	5	7
	30	23	VC	C	-	-	-	-	-	7	18	24	5	12	16	4	9	12	3	7	10	2	6	8
	40	31	VC	C	XC	UC	-	-	-	8	21	28	6	14	18	4	10	14	3	8	11	3	7	9
	50	39	M	C	XC	UC	-	-	-	-	-	-	6	15	21	5	12	15	4	9	12	3	8	10
	60	46	M	M	XC	UC	-	-	-	-	-	-	7	17	23	5	13	17	4	10	14	3	9	11
	70	54	M	M	XC	UC	-	-	-	-	-	-	7	18	25	6	14	18	4	11	15	4	9	12
	80	62	M	M	VC	UC	-	-	-	-	-	-	8	20	26	6	15	20	5	12	16	4	10	13
90	70	M	M	VC	XC	-	-	-	-	-	-	8	21	28	6	16	21	5	12	17	4	10	14	
11010	30	19	XC	-	-	-	-	-	-	8	21	28	6	14	18	4	10	14	3	8	11	3	7	9
	40	26	XC	VC	UC	UC	-	-	-	-	-	-	6	16	21	5	12	16	4	10	13	3	8	11
	50	32	VC	C	XC	UC	-	-	-	-	-	-	7	18	24	5	13	18	4	11	14	4	9	12
	60	39	VC	C	XC	UC	-	-	-	-	-	-	8	19	26	6	15	19	5	12	16	4	10	13
	70	45	VC	C	XC	UC	-	-	-	-	-	-	8	21	28	6	16	21	5	13	17	4	10	14
	80	52	C	C	XC	UC	-	-	-	-	-	-	9	22	30	7	17	22	5	13	18	4	11	15
90	58	C	M	VC	UC	-	-	-	-	-	-	10	24	-	7	18	24	6	14	19	5	12	16	
11012	30	15	UC	-	-	-	-	-	-	9	22	29	6	14	19	4	11	14	3	9	12	3	7	10
	40	20	XC	-	-	-	-	-	-	-	-	-	7	17	22	5	12	17	4	10	13	3	8	11
	50	24	XC	-	-	-	-	-	-	-	-	-	7	19	25	6	14	19	4	11	15	4	9	12
	60	29	XC	-	-	-	-	-	-	-	-	-	8	20	27	6	15	20	5	12	16	4	10	13
	70	34	VC	-	-	-	-	-	-	-	-	-	9	22	29	7	16	22	5	13	18	4	11	15
	80	39	VC	-	-	-	-	-	-	-	-	-	9	23	-	7	18	23	6	14	19	5	12	16
90	44	VC	-	-	-	-	-	-	-	-	-	10	25	-	7	19	25	6	15	20	5	12	17	

Speed Range Available for
Various Application Rates - 15" Tip Spacing

Note: Always double check your application rates. Tabulations are based on spraying water at 70°F. PWM Duty Cycle of 30-100%. TeeJet® DynaJet® application chart (v. 3.5), 191500 - 09.08.25

Droplet size specifications shown are in accordance with ISO 25358 Standard. Droplet size classification standard is subject to change.

20" TIP SPACING

DYNAJET® APPLICATION RATE CHART FOR SYSTEMS EQUIPPED WITH 191500 DYNAJET VALVES

HOW TO SELECT THE PROPER SPRAY TIP CAPACITY FOR PWM SYSTEMS?

- 1 Target GPA: Identify the application rate.
- 2 Tip Capacity: Select a size that delivers about 70% duty cycle at your average operating speed.
- 3 Pressure Range: Select a tip that operates in the mid-pressure range for stable and consistent spray quality.
- 4 Droplet Size: Once tip capacity is defined, match the droplet spectrum to the product label. Example: Glufosinate performs best with Medium-Coarse droplets.

TIP SIZE	BOOM (PSI)	TIP (PSI)	SPRAY TIP SERIES				SPEED RANGE (MPH)																	
			TT	TT60	ATT60	APT	5 GPA DUTY CYCLE			10 GPA DUTY CYCLE	15 GPA DUTY CYCLE			20 GPA DUTY CYCLE			25 GPA DUTY CYCLE			30 GPA DUTY CYCLE				
							30%	70%	100%		30%	70%	100%	30%	70%	100%	30%	70%	100%	30%	70%	100%	30%	70%
11002	20	20	VC	C	-	-	3	6	8	1.2	3	4	0.8	2	3	0.6	1.5	2	0.5	1.2	1.7	0.4	1.0	1.4
	30	30	C	C	VC	UC	2	7	10	1.5	4	5	1.0	2	3	0.8	1.8	3	0.6	1.4	2	0.5	1.2	1.7
	40	39	M	M	VC	UC	4	8	12	1.8	4	6	1.2	3	4	0.9	2	3	0.7	1.7	2	0.6	1.4	2
	50	49	M	M	C	UC	4	9	13	2	5	7	1.3	3	4	1.0	2	3	0.8	1.8	3	0.7	1.5	2
	60	59	M	M	C	UC	4	10	14	2	5	7	1.4	3	5	1.1	2	4	0.9	2	3	0.7	1.7	2
	70	69	M	M	C	XC	5	11	15	2	5	8	1.5	4	5	1.2	3	4	0.9	2	3	0.8	1.8	3
	80	79	F	M	C	XC	5	12	17	2	6	8	1.7	4	6	1.2	3	4	1.0	2	3	0.8	2	3
90	89	F	M	M	XC	5	12	18	3	6	9	1.8	4	6	1.3	3	4	1.1	2	4	0.9	2	3	
110025	20	20	VC	VC	-	-	3	7	11	1.6	4	5	1.1	2	4	0.8	1.9	3	0.6	1.5	2	0.5	1.2	1.8
	30	29	C	C	VC	UC	4	9	13	2	5	7	1.3	3	4	1.0	2	3	0.8	1.8	3	0.7	1.5	2
	40	39	M	M	VC	UC	4	10	15	2	5	7	1.5	3	5	1.1	3	4	0.9	2	3	0.7	1.7	2
	50	49	M	M	VC	UC	5	12	17	2	6	8	1.7	4	6	1.2	3	4	1.0	2	3	0.8	2	3
	60	59	M	M	C	UC	6	13	18	3	6	9	1.8	4	6	1.4	3	5	1.1	3	4	0.9	2	3
	70	69	M	M	C	XC	6	14	20	3	7	10	2	5	7	1.5	3	5	1.2	3	4	1.0	2	3
	80	78	F	M	C	XC	6	15	21	3	7	10	2	5	7	1.6	4	5	1.2	3	4	1.0	2	3
90	88	F	M	C	XC	7	16	23	3	8	11	2	5	8	1.7	4	6	1.4	3	5	1.1	3	4	
11003	20	19	VC	-	-	-	4	9	12	1.9	4	6	1.2	3	4	0.9	2	3	0.7	1.7	2	0.6	1.5	2
	30	29	C	C	XC	UC	5	11	15	2	5	8	1.5	4	5	1.2	3	4	0.9	2	3	0.8	1.8	3
	40	39	M	C	VC	UC	5	12	18	3	6	9	1.8	4	6	1.3	3	4	1.1	2	4	0.9	2	3
	50	48	M	M	VC	UC	6	14	20	3	7	10	2	5	7	1.5	3	5	1.2	3	4	1.0	2	3
	60	58	M	M	C	UC	6	15	21	3	7	11	2	5	7	1.6	4	5	1.3	3	4	1.1	2	4
	70	68	M	M	C	XC	7	16	23	3	8	12	2	5	8	1.7	4	6	1.4	3	5	1.2	3	4
	80	78	F	M	C	XC	7	17	24	4	9	12	2	6	8	1.8	4	6	1.5	3	5	1.2	3	4
90	87	F	M	C	XC	8	18	26	4	9	13	3	6	9	2	5	7	1.6	4	5	1.3	3	4	
11004	20	19	VC	-	-	-	5	11	16	2	6	8	1.6	4	5	1.2	3	4	1.0	2	3	0.8	1.9	3
	30	28	C	C	XC	UC	6	14	20	3	7	10	2	5	7	1.5	4	5	1.2	3	4	1.0	2	3
	40	38	M	C	VC	UC	7	16	23	3	8	12	2	5	8	1.7	4	6	1.4	3	5	1.2	3	4
	50	47	M	M	VC	UC	8	18	26	4	9	13	3	6	9	2	5	7	1.6	4	5	1.3	3	4
	60	57	M	M	VC	UC	9	20	29	4	10	14	3	7	10	2	5	7	1.7	4	6	1.4	3	5
	70	66	M	M	C	XC	-	-	-	5	11	15	3	7	10	2	5	8	1.9	4	6	1.5	4	5
	80	75	M	M	C	XC	-	-	-	5	11	16	3	8	11	2	6	8	2	5	7	1.6	4	5
90	85	F	M	C	XC	-	-	-	5	12	17	3	8	11	3	6	9	2	5	7	1.7	4	6	
11005	20	18	VC	-	-	-	6	14	20	3	7	10	2	5	7	1.5	4	5	1.2	3	4	1.0	2	3
	30	27	VC	C	XC	UC	7	17	24	4	9	12	2	6	8	1.8	4	6	1.5	3	5	1.2	3	4
	40	37	C	C	XC	UC	9	20	29	4	10	14	3	7	10	2	5	7	1.7	4	6	1.4	3	5
	50	46	M	M	VC	UC	-	-	-	5	11	16	3	7	11	2	6	8	2	4	6	1.6	4	5
	60	55	M	M	VC	UC	-	-	-	5	12	17	3	8	11	3	6	9	2	5	7	1.7	4	6
	70	64	M	M	VC	UC	-	-	-	6	13	19	4	9	12	3	7	9	2	5	7	1.9	4	6
	80	73	M	M	C	XC	-	-	-	6	14	20	4	9	13	3	7	10	2	6	8	2	5	7
90	82	F	M	C	XC	-	-	-	6	15	21	4	10	14	3	7	11	3	6	9	2	5	7	
11006	20	18	VC	-	-	-	7	16	23	3	8	12	2	5	8	1.7	4	6	1.4	3	5	1.2	3	4
	30	26	VC	C	XC	UC	9	20	29	4	10	15	3	7	10	2	5	7	1.7	4	6	1.5	3	5
	40	35	C	C	XC	UC	-	-	-	5	12	17	3	8	11	2	6	8	2	5	7	1.7	4	6
	50	44	M	C	VC	UC	-	-	-	6	13	19	4	9	12	3	7	9	2	5	7	1.9	4	6
	60	53	M	M	VC	UC	-	-	-	6	14	20	4	9	13	3	7	10	2	6	8	2	5	7
	70	61	M	M	VC	UC	-	-	-	7	15	22	4	10	15	3	8	11	3	6	9	2	5	7
	80	70	M	M	C	XC	-	-	-	7	16	23	5	11	16	4	8	12	3	7	9	2	5	8
90	79	F	M	C	XC	-	-	-	7	17	25	5	12	17	4	9	12	3	7	10	2	6	8	
11008	20	15	XC	-	-	-	9	21	30	4	10	15	3	7	10	2	5	7	1.8	4	6	1.5	3	5
	30	23	VC	C	-	-	-	-	-	5	13	18	4	8	12	3	6	9	2	5	7	1.8	4	6
	40	31	VC	C	XC	UC	-	-	-	6	15	21	4	10	14	3	7	10	2	6	8	2	5	7
	50	39	M	C	XC	UC	-	-	-	7	16	23	5	11	15	3	8	12	3	6	9	2	5	8
	60	46	M	M	XC	UC	-	-	-	8	18	26	5	12	17	4	9	13	3	7	10	3	6	9
	70	54	M	M	XC	UC	-	-	-	8	19	28	6	13	18	4	10	14	3	8	11	3	6	9
	80	62	M	M	VC	UC	-	-	-	9	21	29	6	14	20	4	10	15	4	8	12	3	7	10
90	70	M	M	VC	XC	-	-	-	-	-	-	6	15	21	5	11	16	4	9	12	3	7	10	
11010	30	19	XC	-	-	-	-	-	-	6	15	21	4	10	14	3	7	10	2	6	8	2	5	7
	40	26	XC	VC	UC	UC	-	-	-	7	17	24	5	11	16	4	8	12	3	7	10	2	6	8
	50	32	VC	C	XC	UC	-	-	-	8	19	27	5	12	18	4	9	13	3	7	11	3	6	9
	60	39	VC	C	XC	UC	-	-	-	9	20	29	6	14	19	4	10	15	3	8	12	3	7	10
	70	45	VC	C	XC	UC	-	-	-	-	-	-	6	15	21	5	11	16	4	9	13	3	7	10
	80	52	C	C	XC	UC	-	-	-	-	-	-	7	16	22	5	12	17	4	9	13	3	8	11
90	58	C	M	VC	UC	-	-	-	-	-	-	7	17	24	5	12	18	4	10	14	4	8	12	
11012	30	15	UC	-	-	-	-	-	-	7	15	22	4	10	14	3	8	11	3	6	9	2	5	7
	40	20	XC	-	-	-	-	-	-	7	17	25	5	12	17	4	9	12	3	7	10	2	6	8
	50	24	XC	-	-	-	-	-	-	8	20	28	6	13	19	4	10	14	3	8	11	3	7	9
	60	29	XC	-	-	-	-	-	-	9	21	30	6	14	20	5	11	15	4	8	12	3	7	10
	70	34	VC	-	-	-	-	-	-	-	-	-	7	15	22	5	12	16	4	9	13	3	8	11
	80	39	VC	-	-	-	-	-	-	-	-	-	7	16	23	5	12	18	4	10	14	4	8	12
90	44	VC	-	-	-	-	-	-	-	-	-	7	17	25	6	13	19	4	10	15	4	9	12	

Speed Range Available for
Various Application Rates - 20" Tip Spacing

Note: Always double check your application rates. Tabulations are based on spraying water at 70°F. PWM Duty Cycle of 30-100%. TeeJet® DynaJet® application chart (v. 3.5), 191500 - 09.08.25

Droplet size specifications shown are in accordance with ISO 25358 Standard. Droplet size classification standard is subject to change.