

OVERVIEW: SHOWERJET DISC-TYPE NOZZLES

Ideal for: use with automatic brush showers

- Disc-type nozzles fit inside the shower; the internal brushes easily sweep debris away
- Lock ring holds the nozzles in place
- Available in flat and solid stream spray patterns
- Solid stream versions: Choose from ceramic, stainless steel or synthetic ruby orifice material for longer wear life
- Notches on flat spray version allow removal of installed nozzles from the base with a flathead screwdriver – a Spraying Systems Co. exclusive
- All ShowerJet nozzles are installed with a standard gasket which is included, CP28624-001
- 27149 provides uniform spray distribution from .03 to 55 gpm (.11 to 208 lpm)
- 39350, 48546, 50790 & 39485 powerful solid stream spray from .02 to 1.12 gpm (.08 to 4.24 lpm)
- Operating pressures up to 800 psi (55 bar)

DISC-TYPE NOZZLE OPTIONS

27149

- Notched flats for easy removal
- Flat spray pattern
- 316L stainless steel orifice



39350

- Dome shape
- Solid stream spray pattern
- Ceramic orifice



48546

- Dome shape
- Solid stream spray pattern
- 316L stainless steel body; synthetic ruby orifice



50790 & 39485

- Low profile design
- Solid stream spray pattern
- 50790 has a 316L stainless steel body and synthetic ruby orifice; 39485 has a 316L stainless steel body and orifice
- Order 50790 for Stamm showers; 50790-1 for Spraying Systems Co. showers



FOR DETAILED NOZZLE PERFORMANCE DATA, SEE spray.com/papercatalog/performance

LOCK RING OPTIONS

27044 and 31250

- 27044 for use with Spraying Systems Co. shower bases
- 31250 for use with shower bases from other manufacturers



Model	Thread Size	For Shower Headers Supplied By
CP27044-001-316SS	1-3/16"-18 UNEF	SSCo. Standard/NASH-CVN
CP27044-002-316SS	1-3/16"-18 UNEF	SSCo. 75° ShowerJet
CP31250-001-316SS	M32 x 1.5	Valmet
CP31250-002-316SS	M30 x 1	Stamm
CP31250-003-316SS	1-1/4"-18 UNEF	Lechler
CP31250-005-316SS	M30 x 1.5	Voith

28376, 29676 and 29677

- Convert existing showers to alternate nozzles as needs change
- Can be used with dome strainer 28900 when on a brush header
- Thread sizes for Spraying System Co and competitive showers



Part Number	"A" Thread	"B" Thread
28376-1/4-316SS	1/4"	1-3/16"-18
28376-3/8-316SS	3/8"	1-3/16"-18
28376-110-316SS	9/16"-24	1-3/16"-18
29676-1/4-316SS	1/4"	1-1/4"-18
29676-3/8 x 1-1/4-316SS	3/8"	1-1/4"-18
29676-1/4 x M30 x 1-316SS	1/4"	M30 x 1.0
29676-103-316SS	9/16"-24	M30 x 1.0
29676-1/4 x M30 x 1.5-316SS	1/4"	M30 x 1.5
29676-1/4 x M32 x 1.5-316SS	1/4"	M32 x 1.5
29676-1/8 x M32 x 1.5-316SS	1/8"	M32 x 1.5
29676-202-316SS	9/16"-24	M32 x 1.5
29677-P x 1-1/8-316SS	PLUG	1-1/8"-20
29677-1/4 x 1-3/4-316SS	1/4"	1-3/4"-8

FOR DETAILED NOZZLE PERFORMANCE DATA, SEE spray.com/papercatalog/performance



**PERFORMANCE DATA
FLAT SPRAY: 27149**

Spray Angle at 4.0 bar	Nozzle Type	Capacity Size	Equiv. Orifice Dia. (mm)	Flow Rate Capacity (liters per minute)				
	27149			1.5 bar	3.0 bar	7.0 bar	20 bar	55 bar
15°	•	1549	5.0	13.7	19.4	30	50	83
	•	1578	6.0	22	31	48	81	135
	•	1599	7.0	28	39	60	101	167
	•	15124	8.0	35	49	75	126	210
0° (solid stream)	•	00004	.3	.11	.16	.24	.41	.68
	•	00007	.4	.20	.28	.42	.71	1.2
	•	00009	.5	.25	.36	.54	.92	1.5
	•	0001	.6	.36	.51	.78	1.3	2.2
	•	00015	.89	.40	.57	.90	1.4	2.5
	•	0002	1.0	.64	.91	1.4	2.3	3.9
	•	0003	1.2	.92	1.3	2.0	3.4	5.6
	•	0004	1.5	1.2	1.7	2.6	4.4	7.3
	•	0006	1.8	1.7	2.4	3.7	6.2	10.3
	•	0008	1.9	2.2	3.1	4.8	8.1	13.4
	•	0010	2.2	2.8	4.0	6.2	10.4	17.2
	•	0012	2.4	3.5	4.9	7.5	12.6	21
	•	0020	3.2	5.5	7.8	11.9	20	33

Highlighted column shows the rated pressure.

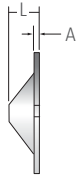
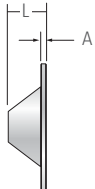


**PERFORMANCE DATA
SOLID STREAM SPRAY: 39350, 48546, 50790, 39485**

Spray Angle at 40 bar	Capacity Size	Equiv. Orifice Dia. (mm)	Flow Rate Capacity (liters per minute)				
			1.5 bar	3.0 bar	7.0 bar	20 bar	55 bar
0° (solid stream)	00003	.38	.08	.12	.18	.31	.49
	00005	.51	.14	.20	.30	.51	.85
	00008	.64	.23	.32	.48	.82	1.4
	00011	.76	.39	.55	.84	1.40	2.4
	00015	.89	.50	.71	1.09	1.80	3.1
	00020	1.02	.64	.91	1.40	2.30	3.9
	00025	1.14	.78	1.11	1.70	2.85	4.8

Highlighted column shows the rated pressure.



DIMENSIONS

Nozzle	Nozzle Type	L (mm)	D (Dia.) (mm)	Thickness A (mm)
	27149	7.1 (max)	26.6	1.1
	39350 and 48546	8.1	25.9	1.1
	50790	5.6	26.4	1.5
	50790-1	5.6	26.6	1.5
	39485	5.6	26.6	1.5

All ShowerJet nozzles are installed with a standard gasket which is included, CP28624-001.

ORDERING INFORMATION

Call your local spray expert for application assistance or to place an order.